Laura Thrasher
(660) 785-4326
FAX: (660) 785-7337

McClain Hall 106
100 E Normal
Kirksville, MO 63501-4221

TO: ALL PROSPECTIVE VENDORS

RE: Addendum No. 4
Campus Food Service
Project No. SP24-02

Addendum No. 4 is issued to inform vendors that we have received questions that require a response and therefore, an addendum. Please refer to the questions and responses provided.

Please confirm that we have the correct email address for your company. This addendum and subsequent addendums will be sent to all firms who have expressed their interest in submitting a proposal.

Vendors are to acknowledge receipt of Addendum No. 4 in their response.

A separate addendum will be issued once Truman has assembled responses for questions 58 and 59.

Please contact Laura Thrasher at (660) 785-4326 or Sarah Jones at (660) 785-4159 or send an email to lthrasher@truman.edu and sjones@truman.edu if you have any questions. We look forward to a proposal response from your organization. Thank you.

Laura K Thrasher

Sincerely,

Laura Thrasher
Purchasing Buyer

Project No. SP24-02 Campus Food Services
Questions and Responses

1. What is your current daily rate paid to your food service provider on each meal plan?
    a. $18.25
2. Do your daily rates include declining balance dollars?
    a. Yes
3. Please provide the current summer conference and camp rates.
    a. $18.25 per day
4. For investment purposes, would you prefer capital investment inside or outside of the daily rate?
    a. As outlined in Part II, Section D of the request for proposal, Truman prefers a transparent proposal outlining commissions and other financial returns separately.
5. Meal plan flex dollars, are these included inside or outside the daily rate?
    a. Outside
6. What is the current override Truman receives from meal plan sales - the difference between the student meal plan price and the actual cost from your current vendor of the meal plan?
    a. Currently, Truman receives three and one-half percent (3.5%) of the incumbent food services contractor's annual net profit to reinvest in the campus food service operation. Net Profit is defined as the excess of net sales over the total contractor's operating expenses.
7. What commissions are you currently receiving and at what percentage?
    a. In addition to the annual reinvestment payment outlined above in question 6, Truman currently receives a monthly commission equal to fifteen percent (15.0%) percent of catering and campus retail (non-board) net sales.
8. In exhibit D item A, what is meant by price per meal?
    a. The proposed meal cost for board meals (breakfast, lunch and dinner) served in Truman's residence hall cafeterias. The sum of which will be equivalent to the proposed daily rate for meals provided per student.
9. What locations offer meal exchange? How often can students do an exchange? Is the meal exchange for set items or a price?
    a. One meal block "swipe" is equivalent to $4.25 of credit at campus retail locations with the exception of the Mein Bowl.
10. Does the breakdown of revenue in addendum 3 include meal swipes and dining dollars or just cash and credit?
    a. The following table outlining revenue by location in thousands of dollars ($000's) for the 2022-2023 academic year (also shown in addendum 3) included meal transfers and dining dollars.

Ryle Hall Cafeteria	$2,156
Missouri Hall Cafeteria	$1,173
Chick-fil-A Student Union Building	$562
Catering	$432
Dobson Hall Convenience Store	$266
Student Union Building Einstein Bros. Bagels	$248
Pickler Memorial Library Starbucks	$212
West Campus Suites Convenience Store	$200
Mein Bowl Student Union Building	$89
All Other Student Union Building Retail Outlets	$386

11. Does the Additional Block of 25 meals include meal swipes?
    a. Yes.
12. Pg. 9, D. 2. states that commissions will not be paid on "student dining plan board receipts and any transferable meal plan balances." Does this include redeemed declining balance dollars? Does Truman receive commissions on redeemed declining balance dollars?
    a. Truman does not anticipate additional retail commissions for meal block transfers at campus retail locations.

13. Do faculty and staff receive a meal price discount, and if so, what are their rates per meal in the dining halls?
    a. Faculty and staff currently do not receive any specific discounts not otherwise available to students.

14. What happens to unused student dining dollars at the end of the fall and spring semesters?
    a. Unused "dining dollars" or "bonus bucks" are forfeited at the end of the academic term for which they were purchases and not refunded.

15. Please provide your pre-board service rate and total pre-board spend for the last two years. (Pre-board includes meal expenditures prior to the board plan start date, for example, student athletes, orientation leaders, etc.).
    a. For the current academic year the pre-board daily rate was $18.25 per student, and the annual spend was $58,055. For the previous academic year the pre-board daily rate was $16.75 per student, and the annual spend $43,027.

16. Please confirm that resident meal plans are non-taxable. Please confirm the tax rate of the non-resident and commuter meal plans is 8.725%.
    a. Meal plans sold to students (residents or commuters) are not subject to sales tax. Retails sales are currently subject to a sales tax rate of 8.725%. For specific taxation questions, responding contractors are encouraged to contact the Missouri Department of Revenue.

17. Pg. 17, Exhibit D is asking for a revision of retail prices for all retail outlets, and convenience stores, if applicable. Would you please provide current pricing for all retail outlets and convenience stores?
    a. Retail price revisions may be proposed if applicable. For some retail locations, pricing revisions may not be allowed according to franchise agreements, e.g., Starbucks, Einstein Bros. Bagels and Chik-fil-A. Whereas, the responding contractor may propose changing prices for campus retail locations without franchise agreements, e.g., convenience stores. Current menus and pricing for campus retail locations are available on the free Everyday app available at Google Play or The Apple App Store.

18. What are the in-kinds/donations/catering funds/scholarships, etc. that are currently provided by your dining vendor? Which ones would the university like to be continued?
    a. The current food services contractor does not provide donations or scholarships.

19. Is Truman State University open to a management fee contract?
    a. Truman defines a management fee contract as an arrangement that requires the contractor to provide a foodservice program specified by Truman, and in return the contractor is paid a management fee equal to a percentage of revenue. Truman will consider such an arrangement as an alternative, and contractors may propose such an arrangement as an option.

20. Please provide the number of students on each meal plan for the last three years.

Meal Plan	Fall 2020	Spring 2021	Fall 2021	Spring 2022	Fall 2022	Spring 2023	Fall 2023
12 meals / week	170	109	128	112	109	106	121
15 meals / week	855	1001	837	791	802	837	736
18 meals / week	279	159	226	157	214	148	240
21 meals / week	162	81	139	97	128	81	153
150 meals / semester	118	101	117	124	76	90	65
50 meals / semester	136	103	160	126	140	104	108
75 meals / semester	141	111	187	144	146	108	128
$100 Flex Dollars	45	46	61	66	49	46	22
$200 Flex Dollars	5	7	6	16	13	20	3
25 extra meals	1	1	4	2	4	8	0

21. What is your current participation rate?
    a. Approximately 43% of Truman's students purchase a meal plan.

22. In Residential dining, do you know what your budgeted plate cost is?
    a. Truman is unaware of the budgeted "plate cost".

23. How many board days are there per semester? Page 8 B.1. states that "dining plans will be available for a minimum of 260 days of operation, encompassing the full academic year in as many food service outlets as Truman deems necessary." Is this the number of board days in the academic year, or is this the full academic year including breaks? Or is this the number of board days in the academic year plus summer board plan days?
    a. This is the approximate number of board service dates for the fall, spring and summer terms. The actual number of board days may change from year-to-year based on a specific annual calendar.

24. What is your residential enrollment forecast for the next 5 years? Total student enrollment?

	Fall 2023	Fall 2024	Fall 2025	Fall 2026	Fall 2027
Residential	1,199	1,200	1,244	1,311	1,364
Total	3,636	3,567	3,698	3,898	4,054

25. What was the average total catering revenue for the past three years?
    a. The average catering revenue for the last three years was $254,000.

26. Is all catering done in the Student Activities Building?
    a. While significant number of catering events occur within the Student Union Building, past catering venues have occurred throughout campus and the larger Kirksville community.

27. Provide the breakdown of catering – internal (university events) catering vs. external catering
    a. During fiscal year 2023, total catering revenue was approximately $412,000, and 83% of that revenue was generated by on-campus events.

28. Which students are required to have meal plans? Which meal plans are they required to have?
    a. Students residing in Truman's residence halls are required to have a meal plan. Freshman students are required to live in the residence halls unless they are issued a housing waiver for specific and limited reasons. Freshman students residing in campus residence halls may choose from the following meal plans: 15 meals per week, 18 meals per week, 21 meals per week or 150 meals per semester.

       Returning residents (non-freshmen) residing in campus residence halls may choose from any of the plans offered to freshman in addition to a 12 meals per week plan.

       Students residing in Campbell apartments are not required to have a meal plan. For the current semester 17 apartment residents opted to not purchase a campus meal plan.

29. What is the % of international students on campus? How many are on a meal plan?
    a. 6.7% and 122

30. What is the % of athletes on campus? How many are on a meal plan?
    a. 10% and 110

31. How long has each retail concept been in place?
    a. Starbucks Coffee (2015); Chik-fil-A (2016); Mein Bowl (2016); Wholly Habanero (2016); Einstein Bros. Bagels (2019); Sizzling Salads and Spuds (2021)

32. Is the expectation thru conversations with Chik-fil-A that the renovations happens in the summer of 2024?
    a. The Chik-fil-A remodel schedule has not been finalized yet. However, those contractors responding to the RFP should assume a remodel sometime in the next 18 months if Chik-fil-A's presence is part of the contractor's proposal.

33. When was the last renovation for Einstein Bros. Bagels, and is there a scheduled renovation planned?
    a. Einstein Bros Bagels was constructed in 2018 and began serving the campus community in 2019. At this juncture, Truman has not been approached by either Einstein Bros. Bagels or the existing campus food services contractor concerning any future renovations.

34. Who is on the Dining Services RFP Committee?
    a. The selection committee will be comprised of five members of Truman's campus community that regularly interact with the campus food service operation.

35. How much food does Sodexo purchase from the University Farm?
    a. The current food service contractor has paid Truman less than $2,000 annually for produce grown at the University Farm.

36. Is there a previous contractor buyout amount, and if so, what is that amount?
    a. No

37. Pg. 6, Part II, A. 21. What is the annual cost reimbursed to Truman for telephone charges?
    a. During the prior academic year, the current food services contractor reimbursed Truman $1,817 for telephone charges.

38. How many students work in the dining program? Are students on the college/university payroll or the current vendor payroll? What is the average wage for student workers in dining services?
    a. Any Truman students that work for the campus food service operation are paid directly by the current food services contractor. As Truman is not a party to that employment arrangement, Truman is unaware of the number of students employed or the average wage paid to those students.

39. Are the current operating hours listed on Sodexo's website accurate, and are these the hours the school would like us to model? Hours of Operation (sodexomyway.com)
    a. The hours of operation notated on the website above are correct. Responding contractors should prepare their proposals based on these current hours of operation, and they may suggest additional options to improve customer satisfaction, increase revenue and/or improve operational efficiency.

40. Are dining locations open during the summer, and if so, please provide the dates, days, and times of operation.
    a. For summer 2023, Ryle Hall was open from late May until early August on the following schedule:

	Breakfast	Lunch	Dinner
Sun	7:45-9:00a	11:30a-1:00p	-----
M-F	6:45-9:00a	11:00a-1:00p	4:30-5:45p
Sat	8:15-9:30a	11:30a-1:00p	4:30-5:45p

41. Does all the kitchen equipment belong to the University? Is there any equipment that will be removed by your current vendor?
    a. Truman owns the campus food service operation's kitchen equipment.

42. Who owns the Espresso machine at the Starbucks?
    a. Truman owns the espresso machine.

43. Who owns the C-store equipment (shelving etc.)?
    a. Truman owns the convenient store fixtures.

44. Who owns the dish machines?
    a. Truman owns the dish machines.

45. Who owns small-wares?
    a. Truman owns the small-wares.

46. Is there an equipment maintenance plan/program currently in place? Is there any kitchen equipment that needs to be replaced?
    a. Truman regularly maintains all facilities and equipment. Truman employs staff members to regularly perform facility and equipment maintenance. Truman may also use its existing inforce vendor contracts to repair or replace equipment.

47. Is concessions part of this dining services RFP?
    a. Athletic concessions are currently provided by a Truman affiliated fraternity, and the current athletic concessions contract is in place until June 30, 2027. Respondents may elect to propose athletic concessions after the current contractual agreement ends.

48. What technology do students currently use in the dining service program?
    a. Students may access the "Everyday" app offered by Truman's current food service contractor, Sodexo.

49. Who does the vending and facilities management for campus?
    a. Truman's contracts with Jackson Brothers of the North, LLC for vending machine services. Normal and regular facility maintenance is performed by Truman's physical plant staff.

50. Do you have a timeline for presentations (if selected) and for a decision?
    a. Truman intends to make a determination early in calendar year 2024.

51. What is more important to Truman, financials, or a quality dining experience?
    a. As outlined in Part I, Section A of the request for proposal, both quality and price are important to Truman.

52. Would Truman University be open to replacing one of their national brands?
    a. As outlined in Part II of the request for proposal, "Contractors may also propose options in addition to these minimum service requirements that may enhance the quality and/or efficiency of Truman's food service operation." To that end, Truman will consider alternatives that will enhance its current campus food service operation.

53. Would the selection committee be open to visiting another campus that has transitioned from having a long-term partnership with your current provider?
    a. Yes, Truman representatives would consider visiting another campus if Truman deems the visit necessary to its determination.

54. Does your current food service provider use your campus as a place to bring other potential campuses for visits?
    a. Truman is unaware if the current food service contractor uses Truman's campus to showcase the food service operation to other potential clients.

55. On page 8 of the request for proposal (Part II, Section B, Item 5a), the 150 meal per academic term plan was inadvertently listed as a non-resident commuter plan. The 150 meal per academic term is currently offered as a resident student meal plan, and this plan should have been included in Part II, Section B, and Item 4.

56. Please provide the latest student satisfaction/housing survey responses as they relate to dining
    a. The most recently completed survey is attached.

57. Pg. 8 Part II, A. 33. The RFP requests monthly dining metrics for the residential, retail, and catering programs, including at a minimum: customer counts, dining hall meals served, participation rates, average check (retail), labor costs, average sales per labor hour, and food cost metrics. Has the incumbent been providing this, and if so, will you please provide us with these monthly metrics for the last 12 months?
    a. The previous 12 months reports are attached.

58. Provide the number of meal swipes and dining dollars for each retail location for the past three years.

59. What is the annual participation rate by meal plan at each dining hall (Missouri and Ryle Halls)? Participation is defined as the number of meals redeemed divided by the number of available meals.

Skyfactor 2022-2023 Survey Results
Dining Services

In October and November 2022, residents completed Skyfactor, an assessment tool helping to identify areas of priority to address, areas to maintain, areas to improve, and areas to monitor based on overall impact and performance. Satisfaction: Dining Services, as a factor (or group of questions), was identified as an area to monitor. This is an area that could be improved, but it has little, if any impact on the Overall Program effectiveness. A score of less than 5.5 is used as a benchmark, set by Skyfactor, to identify as an area needing improvement.

The overall *Factor 10-Satisfaction: Satisfaction: Dining Services* was 5.04 with 489 respondents.

Category	Mean
Cleanliness of dining area	5.57
Service provided by dining service staff	5.56
Dining environment	5.51
CUTOFF	5.50
Variety of the meal plan options	5.01
Value of your meal plan	5.01
Quality of Food	4.35
Dining service hours	4.26

The top area of strength identified by respondents was the cleanliness of dining area with 5.57. The lowest area was the dining service hours with 4.26, respectively.

Factor 10. Satisfaction by Residence Hall

Residence	Number	Mean
Missouri	84	5.27
Campbell Apartments	28	5.09
Dobson	43	5.08
Truman Average	489	5.04
Ryle	163	5.03
WCS	90	5
BNB	80	4.82

The highest satisfaction for Dining Services overall was found in Missouri Hall with 5.27. The lowest satisfaction was found at BNB with 4.82.

Dining Services- Longitudinal Data from Previous Years

Fall	Mean	Change from Previous Year
2022	5.04	-0.04
2021	5.08	0.23
2020	4.85	-0.01
2019	4.86	-0.22
2018	5.08	0.06
2017	5.02	0.01
2016	5.01	-0.21
2015	5.22	0.01
2014	5.21	-0.11
2013	5.32	

Over the past decade, Dining Services satisfaction has remained very stable with an average of 5.07. There was a dip during Fall 2019, but that difference was made up during 2021.

Below are individual questions and satisfaction percentages.

Q054. Dining Services - How satisfied are you with the: Quality of food

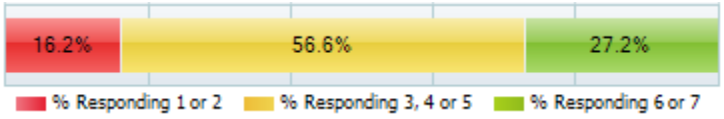

Key Text	N (%N)
(1) Very dissatisfied	20 (4.1%)
(2) Moderately dissatisfied	59 (12.1%)
(3) Slightly dissatisfied	79 (16.2%)
(4) Neutral	65 (13.3%)
(5) Slightly satisfied	133 (27.2%)
(6) Moderately satisfied	103 (21.1%)
(7) Very satisfied	30 (6.1%)

Most people scored the quality of food below the threshold of 5.5 with 56.6% of respondents replying 3, 4, or 5 and 16.2% responding 1 or 2.

Q055. Dining Services - How satisfied are you with the: Cleanliness of dining area

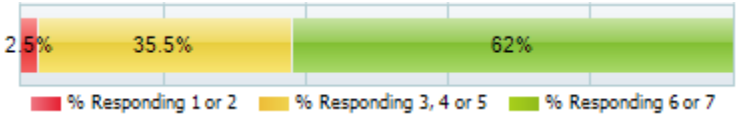

Key Text	N (%N)
(1) Very dissatisfied	2 (0.4%)
(2) Moderately dissatisfied	10 (2.1%)
(3) Slightly dissatisfied	33 (6.8%)
(4) Neutral	60 (12.3%)
(5) Slightly satisfied	80 (16.4%)
(6) Moderately satisfied	160 (32.9%)
(7) Very satisfied	142 (29.2%)

Many respondents were pleased with the cleanliness of dining area satisfaction, with this area having 62% of respondents giving a 6 or 7.

Q056. Dining Services - How satisfied are you with the: Dining environment

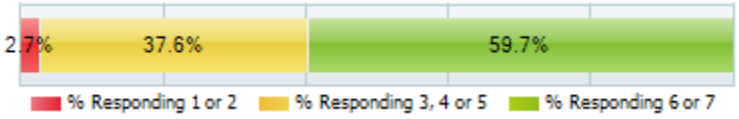

Key Text	N (%N)
(1) Very dissatisfied	5 (1%)
(2) Moderately dissatisfied	8 (1.7%)
(3) Slightly dissatisfied	24 (5%)
(4) Neutral	68 (14%)
(5) Slightly satisfied	90 (18.6%)
(6) Moderately satisfied	171 (35.3%)
(7) Very satisfied	118 (24.4%)

Many respondents were pleased with the dining environment, with this area having 59.7% of respondents giving a 6 or 7.

Q057. Dining Services - How satisfied are you with the: Service provided by dining service staff

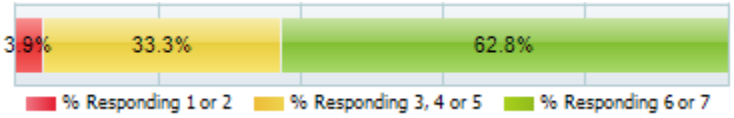

Key Text	N (%N)
(1) Very dissatisfied	7 (1.4%)
(2) Moderately dissatisfied	12 (2.5%)
(3) Slightly dissatisfied	35 (7.2%)
(4) Neutral	55 (11.3%)
(5) Slightly satisfied	72 (14.8%)
(6) Moderately satisfied	149 (30.7%)
(7) Very satisfied	156 (32.1%)

Many respondents were pleased with the service provided by dining service staff, with this area having 62.8% of respondents giving a 6 or 7.

Q058. Dining Services - How satisfied are you with the: Dining service hours

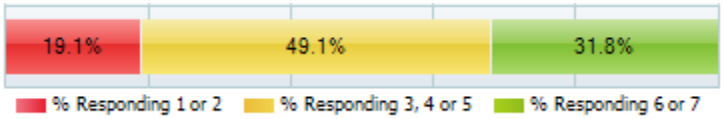

Key Text	N (%N)
(1) Very dissatisfied	42 (8.6%)
(2) Moderately dissatisfied	51 (10.5%)
(3) Slightly dissatisfied	95 (19.5%)
(4) Neutral	64 (13.1%)
(5) Slightly satisfied	80 (16.4%)
(6) Moderately satisfied	95 (19.5%)
(7) Very satisfied	60 (12.3%)

Dining services hours had a mixed response with 19.1% responding with 1 or 2, 49% responding with 3, 4, or 5, and 31.8% responding with 6 or 7.

Q059. Dining Services - How satisfied are you with the: Variety of the meal plan options

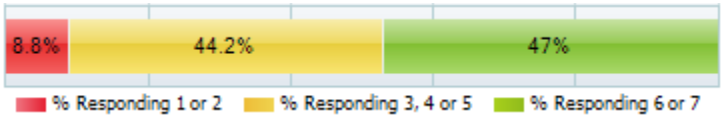

Key Text	N (%N)
(1) Very dissatisfied	24 (4.9%)
(2) Moderately dissatisfied	19 (3.9%)
(3) Slightly dissatisfied	51 (10.5%)
(4) Neutral	82 (16.8%)
(5) Slightly satisfied	82 (16.8%)
(6) Moderately satisfied	116 (23.8%)
(7) Very satisfied	113 (23.2%)

Satisfaction with the variety of the meal plan options received mixed results. Of the respondents, 47% rated meal plan options a 6 or 7 and 44.2% were in the middle of satisfaction with a 3,4, or 5 rating.

Q060. Dining Services - How satisfied are you with the: Value of your meal plan

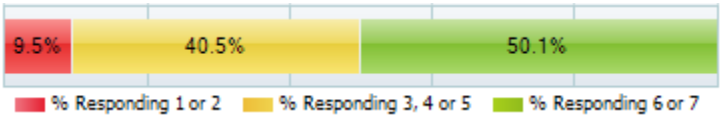

Key Text	N (%N)
(1) Very dissatisfied	27 (5.5%)
(2) Moderately dissatisfied	19 (3.9%)
(3) Slightly dissatisfied	59 (12.1%)
(4) Neutral	68 (14%)
(5) Slightly satisfied	70 (14.4%)
(6) Moderately satisfied	130 (26.7%)
(7) Very satisfied	114 (23.4%)

Satisfaction with the value of the meal plan seemed to be mixed with 40.5% of respondents responding 3, 4, or 5, and 50.1% responding with a 6 or 7.

Comparative Reports from 2021-2022

The table below illustrates a comparison of Fall 2022 results to Fall 2021 results in categories. It also presents the Fall 2021 Select 6 universities, Carnegie Class institutions from Fall 2021, and all institutions that took the assessment in Fall 2021.

Category	Fall 2022 Mean	Fall 2021 Mean	Select 6 (2021)	Carnegie Class (2021)	All institutions (2021)
Cleanliness of dining area	5.57	5.61	5.41	5.12	5.21
Service provided by dining service staff	5.56	5.72	5.62	5.38	5.47
Dining environment	5.51	5.55	5.49	5.18	5.32
Variety of the meal plan options	5.01	5.1	4.38	4.15	4.22
Value of your meal plan	5.01	5.01	4.42	4.16	4.17
Quality of Food	4.35	4.29	4.12	3.75	4.07
Dining service hours	4.26	4.32	4.55	4.4	4.4

Over the past couple of years, cleanliness and service have remained a strength ranking in the top two both years and also above the comparative institutions. Dining service hours has ranked in the bottom two for the past two years and scored below comparative institutions.

REPORT

OPERATING STATEMENT
TKUMAN STATE
TOTAL SHEET

ISSUE DATE: 10/07/2022 **PAGE:** 1
REPORT MONTH: 09/01/2022 **THRU** 09/30/2022
OPERATING MONTH : SEPTEMBER
DAYS THIS MONTH : 30
MONTHS YTD: 04

SEPTEMBER AMOUNT	%	THIS PERIOD LAST YEAR AMOUNT	%	DESCRIPTION	THIS YEAR YEAR-TO-DATE AMOUNT	%	LAST YEAR YEAR-TO-DATE AMOUNT	%
				SALES				
				DECLINING BALANCE BOARD			8.74	
(24,417.97)	3.1	(22,409.53)	3.3	HISSHO SUSHI	(32,330.23)	2.1	(28,044.23)	1.7
2,690.10	0.3	4,145.02	0.6	HISSHO SUSHI MANDATORY BO	3,594.21	0.2	5,434.88	0.3
4,308.25	0.5	5,528.01	0.8	DECLINING BALANCE-EINSTEI	6,337.45	0.4	7,312.96	0.5
541,000.53	68.4	419,963.20	62.5	MANDATORY BOARD	1,098,088.27	70.7	1,230,718.92	75.9
71,681.30	9.1	96,610.10	14.4	VOLUNTARY BOARD	99,173.20	6.4	113,551.20	7.0
23,371.71	3.0	43,973.12	6.5	CHICK-FIL-A	36,051.26	2.3	62,617.45	3.9
52,793.33	6.7	35,435.82	5.3	CHICK-FIL-A MANDATORY BOA	71,463.56	4.6	47,540.37	2.9
3,744.10	0.5	2,026.28	0.3	FOOD MISCELLANEOUS	6,078.96	0.4	(1,421.55)	0.1
14.99		246.52		BANQUET & CATERING	(25.74)		1,021.94	0.1
28,768.61	3.6	13,721.62	2.0	BANQUET & CATERING-NON TA	136,229.15	8.8	82,870.22	5.1
(591.00)	0.1	(943.32)	0.1	CONTRA SALE MEAL PLAN BON	(3,163.30)	0.2	(3,478.65)	0.2
11,436.15	1.4	10,974.91	1.6	EINSTEIN BROS BAGELS	19,983.41	1.3	18,753.51	1.2
17,073.83	2.2	21,665.56	3.2	EINSTEIN BROS BAGELS MAND	21,866.05	1.4	26,134.93	1.6
21,628.54	2.7	16,970.06	2.5	MEIN BOWL	28,658.27	1.8	22,240.83	1.4
13,064.56	1.7	13,669.38	2.0	MEIN BOWL BOARD	17,277.99	1.1	16,031.14	1.0
22,611.27	2.9	9,385.39	1.4	SNACK BAR	40,885.02	2.6	14,183.23	0.9
1,687.06	0.2	1,010.73	0.2	A LA CART CAFE	7,804.07	0.5	5,025.82	0.3
				JAMBA JUICE	(5,713.51)	0.4		
790,865.36	**100.0**	**671,972.87**	**100.0**	**TOTAL SALES**	**1,552,258.09**	**100.0**	**1,620,501.71**	**100.0**
				MISCELLANEOUS	(1,194.98)	0.1		
790,865.36	**100.0**	**671,972.87**	**100.0**	**TOTAL SALES AND REVENUE**	**1,551,063.11**	**99.9**	**1,620,501.71**	**100.0**
				PRODUCT				
16,775.72	2.1	16,020.93	2.4	BAKED GOODS	38,922.50	2.5	34,755.62	2.1
48,038.51	6.1	44,580.36	6.6	BEVERAGE	91,611.61	5.9	77,609.75	4.8
18,388.06	2.3	18,429.88	2.7	MILK & ICE CREAM	36,012.76	2.3	28,775.93	1.8
101,085.04	12.8	83,673.95	12.5	GROCERIES	191,901.28	12.4	151,672.42	9.4
88,120.54	11.1	77,999.38	11.6	MEAT SEAFOOD EGGS CHEESE	175,879.47	11.3	147,536.82	9.1
33,797.45	4.3	30,970.58	4.6	PRODUCE	77,050.95	5.0	64,675.26	4.0

OPERATING STATEMENT
TRUMAN STATE
TOTAL SHEET

REPORT MONTH: 09/01/2022 **THRU** 09/30/2022
OPERATING MONTH : SEPTEMBER
DAYS THIS MONTH : 30
MONTHS YTD: 04

SEPTEMBER AMOUNT	%	THIS PERIOD LAST YEAR AMOUNT	%	DESCRIPTION	THIS YEAR YEAR-TO-DATE AMOUNT	%	LAST YEAR YEAR-TO-DATE AMOUNT	%
31.60		47.72		MISC PRODUCT	63.20		47.72	
				SPECIAL FUNCTIONS	16.30			
(9.40)		(1,836.72)	0.3	MERCHANDISE REGULAR	2,410.14	0.2	(1,292.01)	0.1
				CIGARETTES	3.57			
				MISCELLANEOUS VENDING	0.02			
615.69	0.1	378.00	0.1	SUNDRIES	694.53		707.25	
				STAMPS			342.00	
(3,855.40)	0.5	(2,361.07)	0.4	DISCOUNTS	(6,430.71)	0.4	(4,799.55)	0.3
302,987.81	**38.3**	**267,903.01**	**39.9**	**TOTAL PRODUCT**	**608,135.62**	**39.2**	**500,031.21**	**30.9**
				LABOR				
222,047.30	28.1	211,222.12	31.4	WAGES	539,682.93	34.8	484,750.26	29.9
49,404.01	6.2	51,565.28	7.7	BENEFITS & PAYROLL TAXES	155,429.31	10.0	157,499.41	9.7
8,201.34	1.0	8,799.87	1.3	WAGE ACCRUALS	26,188.60	1.7	29,170.51	1.8
279,652.65	**35.4**	**271,587.27**	**40.4**	**TOTAL LABOR**	**721,300.84**	**46.5**	**671,420.18**	**41.4**
				CONTROLLABLES				
6,896.15	0.9	4,977.01	0.7	CLEANING SUPPLIES	13,890.62	0.9	13,606.70	0.8
15,397.93	1.9	18,626.63	2.8	PAPER/PLASTIC	35,162.00	2.3	46,895.77	2.9
		82.36		KITCHEN FUEL	115.90		121.21	
680.88	0.1	756.26	0.1	EQUIPMENT RENTAL	2,529.02	0.2	2,777.86	0.2
3,619.18	0.5	3,198.58	0.5	PROMOTIONS	8,080.84	0.5	7,828.72	0.5
107.80				MERCHANDISING / DECOR	125.37			
1,444.54	0.2	981.03	0.1	SMALL EQUIPMENT	16,554.61	1.1	3,995.24	0.2
				BUS. DUES AND MEMBERSHIP	1,139.00	0.1	750.00	
317.91		618.44	0.1	VEHICLE EXPENSE	1,217.63	0.1	1,417.03	0.1
486.51	0.1	560.33	0.1	TELEPHONE	1,904.84	0.1	2,105.67	0.1
10,624.75	1.3	2,526.82	0.4	UNIFORMS	15,755.54	1.0	18,788.04	1.2
160.87		166.02		MAINTENANCE & REPAIR	4,506.40	0.3	22,732.31	1.4
338.89		(75.03)		DELIVERY	2,001.08	0.1	440.97	
78.00				FLOWERS	248.00		345.00	
124.10				MEAL PLAN BONUS EXPENSE	430.70			
		266.00		TRAINING	2,972.00	0.2	3,564.00	0.2

OPERATING STATEMENT
TRUMAN STATE
TOTAL SHEET

ISSUE DATE: 10/07/2022 **PAGE:** 3
REPORT MONTH:09/01/2022 **THRU** 09/30/2022
OPERATING MONTH : SEPTEMBER
DAYS THIS MONTH : 30
MONTHS YTD: 04

SEPTEMBER AMOUNT		THIS PERIOD LAST YEAR AMOUNT	%	DESCRIPTION	THIS YEAR YEAR-TO-DATE AMOUNT	%	LAST YEAR YEAR-TO-DATE AMOUNT	%
530.10	0.1	981.56	0.1	PRINTED MATERIALS	3,576.57	0.2	3,146.32	0.2
511.71	0.1	527.30	0.1	FREIGHT	986.95	0.1	1,478.25	0.1
4,935.23	0.6	17,447.30	2.6	MISCELLANEOUS	10,534.39	0.7	26,984.44	1.7
				PROFESSIONAL FEES	62.97			
188.50		184.50		CONSULTING FEES	754.00		738.00	
260.00		260.00		WEB HOSTING SERVICE	1,040.00	0.1	1,040.00	
538.00	0.1	543.41	0.1	MARKETING MATERIALS	1,461.60	0.1	543.41	
68.34		18.89		LAUNDRY SUPPLIES	68.34		37.78	
				SIGNAGE	1,260.00	0.1		
1,053.25	0.1	1,053.25	0.2	EXTERMINATING	4,213.00	0.3	4,159.02	0.3
2,457.64	0.3	2,352.64	0.4	CREDIT CARD DISCOUNT FEES	3,927.91	0.3	3,482.43	0.2
50,820.28	**6.4**	**56,053.30**	**8.3**	**TOTAL CONTROLLABLES**	**134,519.28**	**8.7**	**166,978.17**	**10.3**
				NON-CONTROLLABLES				
267.29		414.88	0.1	AMORTIZATION-DEPRECIATION	1,087.07	0.1	1,687.23	0.1
9,211.89	1.2	8,062.03	1.2	INSURANCE	20,730.19	1.3	17,504.61	1.1
267.88				MISCELLANEOUS EXPENSE	599.11			
12,362.70	1.6	12,362.70	1.8	COMMISSIONS PAYABLE	50,274.98	3.2	50,274.98	3.1
1,805.00	0.2	2,099.27	0.3	EINSTEIN BROS BAGELS ROYA	2,650.27	0.2	2,871.08	0.2
1,704.59	0.2	1,478.73	0.2	TAXES, LICENSE & FEES	5,819.05	0.4	4,591.19	0.3
				GROSS RECEIPTS TAX	594.52		521.02	
908.68	0.1	907.61	0.1	VEHICLE DEPR. & EXPENSE	3,692.01	0.2	3,674.30	0.2
7,616.50	1.0	7,940.89	1.2	CHICK-FIL-A ROYALTIES	10,751.48	0.7	11,015.78	0.7
27,680.29	3.5	23,519.05	3.5	PRE-SPLIT CONTRIBUTION	54,287.20	3.5	56,717.57	3.5
2,848.78	0.4	2,585.16	0.4	SYSTEMS SUPPORT	8,897.40	0.6	8,630.98	0.5
64,673.60	**8.2**	**59,370.32**	**8.8**	**TOTAL NON-CONTROLLABLES**	**159,383.28**	**10.3**	**157,488.74**	**9.7**
698,134.34	**88.3**	**654,913.90**	**97.5**	**TOTAL OPERATING EXPENSES**	**1,623,339.02**	**104.6**	**1,495,918.30**	**92.3**
92,731.02	**11.7**	**17,058.97**	**2.5**	**EXCESS OR (DEFICIT)**	**72,275.91)**	**4.7**	**124,583.41**	**7.7**
92,731.02	11.7			PARTICIPATION-CONTRACTOR	72,275.91)	4.7		
		17,058.97	**2.5**	**NET EXCESS OR (DEFICIT)**			**124,583.41**	**7.7**

OPERATING STATEMENT
TRUMAN STATE
TOTAL SHEET

REPORT MONTH: 09/01/2022 **THRU** 09/30/2022
OPERATING MONTH : SEPTEMBER
DAYS THIS MONTH : 30
MONTHS YTD: 04

SEPTEMBER AMOUNT	%	THIS PERIOD LAST YEAR AMOUNT	%	DESCRIPTION	THIS YEAR YEAR-TO-DATE AMOUNT	%	LAST YEAR YEAR-TO-DATE AMOUNT	%
				STATISTICS				
1,661.00		1,793.00		CUSTOMER COUNT	3,686.00		3,634.00	

*** HISTORICAL FINANCIAL DATA IN THE YTD, PRIOR YTD, OR PRIOR PERIOD COLUMNS MAY CONTAIN A COMBINATION OF PERIOD AND MONTHLY RESULTS ***

Truman State University

Transaction Counts

Weekly Transaction Counts

09/01/2022 at 02:44 AM through 09/30/2022 at 02:43 AM

Plan ID Plan Name	Service Periods LUNCH	ONT BRKF	BREAK	EARLY	AFTER	DINNER	LATE	Plan Totals
Unit ID: 9999, All Terminals								
Plan #110 - 21 Meal Plan + $75.00 DD	3,528	0	1,190	1	656	3,795	577	9,747
	3,524.00	0.00	1,190.00	1.00	648.00	3,765.00	573.00	9,701.00
Plan #111 - 18 Meal + $125.00 DD	5,352	0	1,414	0	1,014	5,398	608	13,786
	5,344.00	0.00	1,414.00	0.00	1,006.00	5,392.00	608.00	13,764.00
Plan #112 - 15 Meal + $225.00 D	16,838	0	3,326	10	3,400	17,128	2,710	43,412
	16,820.00	0.00	3,320.00	10.00	3,376.00	17,096.00	2,684.00	43,306.00
Plan #113 - 12 Meal + $125.00 D	1,294	0	213	0	289	1,102	126	3,024
	1,292.00	0.00	213.00	0.00	289.00	1,102.00	126.00	3,022.00
Plan #114 - 150 Board + $275 Dining	901	0	155	0	168	805	81	2,110
	897.00	0.00	155.00	0.00	168.00	805.00	81.00	2,106.00
Plan #121 - Off Campus18 Meal + $125.0	303	0	33	0	26	225	28	615
	303.00	0.00	33.00	0.00	26.00	225.00	26.00	613.00
Plan #122 - Off Campus15 Meal + $225.0	1,175	0	267	2	246	994	92	2,776
	1,175.00	0.00	267.00	2.00	246.00	994.00	92.00	2,776.00
Plan #123 - Off Campus12Meal + $125.0(	1,039	0	182	0	191	675	111	2,198
	1,039.00	0.00	176.00	0.00	191.00	675.00	111.00	2,192.00
Plan #124 - Off Campus150 Board + $275	444	0	43	0	89	200	28	804
	444.00	0.00	43.00	0.00	89.00	200.00	28.00	804.00
Plan #125 - Off Campus Flex Plan 50 + $5	1,114	0	172	0	158	407	52	1,903
	1,112.00	0.00	172.00	0.00	158.00	407.00	52.00	1,901.00
Plan #126 - Off Campus Flex Plan 75 + $5	1,553	0	256	1	310	784	51	2,955
	1,549.00	0.00	256.00	1.00	306.00	782.00	51.00	2,945.00
	33,541	0	7,251	14	6,547	31,513	4,464	83,330
Period Totals:	33,499.00	0.00	7,239.00	14.00	6,503.00	31,443.00	4,432.00	83,130.00

Truman State University

Transaction Counts

Weekly Transaction Counts by halls

09/01/2022 at 01:44 AM through 09/30/2022 at 01:43 AM

Plan ID Plan Name	Service Periods LUNCH	INT BRKF	BREAK	EARLY	AFTER	DINNER	LATE	Plan Totals
Unit ID: 1, Ryle Hall								
Plan #110 - 21 Meal Plan + $75.00 DD	1,172 1,172.00	0 0.00	575 575.00	1 1.00	3 3.00	1,300 1,300.00	0 0.00	3,051 3,051.00
Plan #111 - 18 Meal + $125.00 DD	1,677 1,677.00	0 0.00	698 698.00	0 0.00	2 2.00	1,728 1,728.00	0 0.00	4,105 4,105.00
Plan #112 - 15 Meal + $225.00 D	4,966 4,966.00	0 0.00	1,231 1,231.00	10 10.00	18 18.00	5,092 5,092.00	0 0.00	11,317 11,317.00
Plan #113 - 12 Meal + $125.00 D	240 240.00	0 0.00	36 36.00	0 0.00	2 2.00	306 306.00	0 0.00	584 584.00
Plan #114 - 150 Board + $275 Dining	168 168.00	0 0.00	43 43.00	0 0.00	2 2.00	271 271.00	0 0.00	484 484.00
Plan #121 - Off Campus18 Meal + $125.0	31 31.00	0 0.00	5 5.00	0 0.00	0 0.00	51 51.00	0 0.00	87 87.00
Plan #122 - Off Campus15 Meal + $225.0	261 261.00	0 0.00	117 117.00	2 2.00	0 0.00	251 251.00	0 0.00	631 631.00
Plan #123 - Off Campus12Meal + $125.0(	234 234.00	0 0.00	29 29.00	0 0.00	1 1.00	138 138.00	0 0.00	402 402.00
Plan #124 - Off Campus150 Board + $275	46 46.00	0 0.00	1 1.00	0 0.00	0 0.00	39 39.00	0 0.00	86 86.00
Plan #125 - Off Campus Flex Plan 50 + $5	181 181.00	0 0.00	50 50.00	0 0.00	0 0.00	68 68.00	0 0.00	299 299.00
Plan #126 - Off Campus Flex Plan 75 + $5	319 319.00	0 0.00	86 86.00	1 1.00	0 0.00	182 182.00	0 0.00	588 588.00
	9,295	0	2,871	14	28	9,426	0	21,634
Period Totals:	9,295.00	0.00	2,871.00	14.00	28.00	9,426.00	0.00	21,634.00
Unit ID: 10, Missouri Hall								
Plan #110 - 21 Meal Plan + $75.00 DD	696 696.00	0 0.00	408 408.00	0 0.00	6 6.00	627 627.00	0 0.00	1,737 1,737.00
Plan #111 - 18 Meal + $125.00 DD	1,064 1,064.00	0 0.00	361 361.00	0 0.00	2 2.00	944 944.00	0 0.00	2,371 2,371.00
Plan #112 - 15 Meal + $225.00 D	3,146 3,146.00	0 0.00	494 494.00	0 0.00	45 45.00	3,201 3,201.00	0 0.00	6,886 6,886.00
Plan #113 - 12 Meal + $125.00 D	200 200.00	0 0.00	8 8.00	0 0.00	7 7.00	189 189.00	0 0.00	404 404.00
Plan #114 - 150 Board + $275 Dining	175 175.00	0 0.00	39 39.00	0 0.00	0 0.00	161 161.00	0 0.00	375 375.00
Plan #121 - Off Campus18 Meal + $125.0	87 87.00	0 0.00	17 17.00	0 0.00	0 0.00	39 39.00	0 0.00	143 143.00
Plan #122 - Off Campus15 Meal + $225.0	256 256.00	0 0.00	46 46.00	0 0.00	1 1.00	195 195.00	0 0.00	498 498.00
Plan #123 - Off Campus12Meal + $125.0(	201 201.00	0 0.00	49 49.00	0 0.00	0 0.00	101 101.00	0 0.00	351 351.00
Plan #124 - Off Campus150 Board + $275	34 34.00	0 0.00	0 0.00	0 0.00	0 0.00	7 7.00	0 0.00	41 41.00
Plan #125 - Off Campus Flex Plan 50 + $5	194 194.00	0 0.00	12 12.00	0 0.00	2 2.00	59 59.00	0 0.00	267 267.00
Plan #126 - Off Campus Flex Plan 75 + $5	209 209.00	0 0.00	0 0.00	0 0.00	0 0.00	86 86.00	0 0.00	295 295.00
	6,262	0	1,434	0	63	5,609	0	13,368
Period Totals:	6,262.00	0.00	1,434.00	0.00	63.00	5,609.00	0.00	13,368.00

Truman State University

Transaction Counts

Weekly Transaction Counts by Micros

09/01/2022 at 01:44 AM through 09/30/2022 at 01:43 AM

Plan ID Plan Name	Service Periods LUNCH	ONT BRKF	BREAK	EARLY	AFTER	DINNER	LATE	Plan Totals
Dobson CStore								
Plan #110 - 21 Meal Plan + $75.00 DD	237 237.00	0 0.00	53 53.00	0 0.00	174 170.00	503 481.00	346 346.00	1,313 1,287.00
Plan #111 - 18 Meal + $125.00 DD	277 277.00	0 0.00	74 74.00	0 0.00	346 344.00	741 737.00	300 300.00	1,738 1,732.00
Plan #112 - 15 Meal + $225.00 D	1,230 1,230.00	0 0.00	285 279.00	0 0.00	982 964.00	2,399 2,375.00	1,335 1,309.00	6,231 6,157.00
Plan #113 - 12 Meal + $125.00 D	224 224.00	0 0.00	69 69.00	0 0.00	48 48.00	147 147.00	64 64.00	552 552.00
Plan #114 - 150 Board + $275 Dining	22 22.00	0 0.00	10 10.00	0 0.00	14 14.00	73 73.00	18 18.00	137 137.00
Plan #121 - Off Campus18 Meal + $125.0	5 5.00	0 0.00	1 1.00	0 0.00	0 0.00	20 20.00	6 6.00	32 32.00
Plan #122 - Off Campus15 Meal + $225.0	5 5.00	0 0.00	2 2.00	0 0.00	28 28.00	44 44.00	18 18.00	97 97.00
Plan #123 - Off Campus12Meal + $125.0(	43 43.00	0 0.00	30 24.00	0 0.00	11 11.00	36 36.00	32 32.00	152 146.00
Plan #124 - Off Campus150 Board + $275	9 9.00	0 0.00	2 2.00	0 0.00	1 1.00	1 1.00	2 2.00	15 15.00
Plan #125 - Off Campus Flex Plan 50 + $5	7 7.00	0 0.00	0 0.00	0 0.00	9 9.00	10 10.00	2 2.00	28 28.00
Plan #126 - Off Campus Flex Plan 75 + $5	20 20.00	0 0.00	11 11.00	0 0.00	6 6.00	21 21.00	7 7.00	65 65.00
	2,079	0	537	0	1,619	3,995	2,130	10,360
Period Totals:	2,079.00	0.00	525.00	0.00	1,595.00	3,945.00	2,104.00	10,248.00
Unit ID: 3, Einsteins								
Plan #110 - 21 Meal Plan + $75.00 DD	149 149.00	0 0.00	66 66.00	0 0.00	25 21.00	10 10.00	0 0.00	250 246.00
Plan #111 - 18 Meal + $125.00 DD	267 267.00	0 0.00	73 73.00	0 0.00	39 39.00	8 8.00	0 0.00	387 387.00
Plan #112 - 15 Meal + $225.00 D	1,301 1,301.00	0 0.00	472 472.00	0 0.00	219 219.00	62 62.00	0 0.00	2,054 2,054.00
Plan #113 - 12 Meal + $125.00 D	116 116.00	0 0.00	27 27.00	0 0.00	27 27.00	0 0.00	0 0.00	170 170.00
Plan #114 - 150 Board + $275 Dining	66 66.00	0 0.00	21 21.00	0 0.00	13 13.00	2 2.00	0 0.00	102 102.00
Plan #121 - Off Campus18 Meal + $125.0	33 33.00	0 0.00	10 10.00	0 0.00	7 7.00	3 3.00	0 0.00	53 53.00
Plan #122 - Off Campus15 Meal + $225.0	111 111.00	0 0.00	58 58.00	0 0.00	12 12.00	7 7.00	0 0.00	188 188.00
Plan #123 - Off Campus12Meal + $125.0(	73 73.00	0 0.00	42 42.00	0 0.00	27 27.00	3 3.00	0 0.00	145 145.00
Plan #124 - Off Campus150 Board + $275	71 71.00	0 0.00	23 23.00	0 0.00	13 13.00	5 5.00	0 0.00	112 112.00
Plan #125 - Off Campus Flex Plan 50 + $5	110 110.00	0 0.00	48 48.00	0 0.00	10 10.00	3 3.00	0 0.00	171 171.00
Plan #126 - Off Campus Flex Plan 75 + $5	229 229.00	0 0.00	77 77.00	0 0.00	49 47.00	5 5.00	0 0.00	360 358.00
	2,526	0	917	0	441	108	0	3,992
Period Totals:	2,526.00	0.00	917.00	0.00	435.00	108.00	0.00	3,986.00
Unit ID: 16, Main Street 04 3700								
Plan #110 - 21 Meal Plan + $75.00 DD	142 142.00	0 0.00	0 0.00	0 0.00	68 68.00	393 393.00	32 32.00	635 635.00
Plan #111 - 18 Meal + $125.00 DD	284 284.00	0 0.00	0 0.00	0 0.00	102 96.00	579 579.00	21 21.00	986 980.00

Truman State University

Transaction Counts

Weekly Transaction Counts by Micros

09/01/2022 at 01:44 AM through 09/30/2022 at 01:43 AM

Plan ID Plan Name	Service Periods LUNCH	ONT BRKF	BREAK	EARLY	AFTER	DINNER	LATE	Plan Totals
Plan #112 - 15 Meal + $225.00 D	749 749.00	0 0.00	0 0.00	0 0.00	331 331.00	1,838 1,836.00	165 165.00	3,083 3,081.00
Plan #113 - 12 Meal + $125.00 D	58 58.00	0 0.00	0 0.00	0 0.00	39 39.00	116 116.00	4 4.00	217 217.00
Plan #114 - 150 Board + $275 Dining	57 57.00	0 0.00	0 0.00	0 0.00	32 32.00	97 97.00	8 8.00	194 194.00
Plan #121 - Off Campus18 Meal + $125.0	18 18.00	0 0.00	0 0.00	0 0.00	2 2.00	22 22.00	0 0.00	42 42.00
Plan #122 - Off Campus15 Meal + $225.0	71 71.00	0 0.00	0 0.00	0 0.00	55 55.00	167 167.00	34 34.00	327 327.00
Plan #123 - Off Campus12Meal + $125.0(	64 64.00	0 0.00	0 0.00	0 0.00	36 36.00	114 114.00	10 10.00	224 224.00
Plan #124 - Off Campus150 Board + $275	32 32.00	0 0.00	0 0.00	0 0.00	9 9.00	45 45.00	11 11.00	97 97.00
Plan #125 - Off Campus Flex Plan 50 + $5	87 87.00	0 0.00	0 0.00	0 0.00	29 29.00	92 92.00	13 13.00	221 221.00
Plan #126 - Off Campus Flex Plan 75 + $5	94 94.00	0 0.00	0 0.00	0 0.00	52 52.00	193 193.00	12 12.00	351 351.00
	1,656	0	0	0	755	3,656	310	6,377
Period Totals:	1,656.00	0.00	0.00	0.00	749.00	3,654.00	310.00	6,369.00
Unit ID: 17, Main Street 05 3700								
Plan #110 - 21 Meal Plan + $75.00 DD	534 534.00	0 0.00	0 0.00	0 0.00	104 104.00	112 112.00	4 4.00	754 754.00
Plan #111 - 18 Meal + $125.00 DD	877 869.00	0 0.00	0 0.00	0 0.00	121 121.00	111 111.00	17 17.00	1,126 1,118.00
Plan #112 - 15 Meal + $225.00 D	2,458 2,446.00	0 0.00	0 0.00	0 0.00	495 491.00	438 438.00	45 45.00	3,436 3,420.00
Plan #113 - 12 Meal + $125.00 D	178 176.00	0 0.00	0 0.00	0 0.00	40 40.00	29 29.00	2 2.00	249 247.00
Plan #114 - 150 Board + $275 Dining	172 170.00	0 0.00	0 0.00	0 0.00	38 38.00	19 19.00	9 9.00	238 236.00
Plan #121 - Off Campus18 Meal + $125.0	41 41.00	0 0.00	0 0.00	0 0.00	9 9.00	11 11.00	0 0.00	61 61.00
Plan #122 - Off Campus15 Meal + $225.0	219 219.00	0 0.00	0 0.00	0 0.00	60 60.00	31 31.00	0 0.00	310 310.00
Plan #123 - Off Campus12Meal + $125.0(	240 240.00	0 0.00	0 0.00	0 0.00	29 29.00	42 42.00	3 3.00	314 314.00
Plan #124 - Off Campus150 Board + $275	135 135.00	0 0.00	0 0.00	0 0.00	39 39.00	19 19.00	0 0.00	193 193.00
Plan #125 - Off Campus Flex Plan 50 + $5	283 281.00	0 0.00	0 0.00	0 0.00	53 53.00	18 18.00	1 1.00	355 353.00
Plan #126 - Off Campus Flex Plan 75 + $5	337 333.00	0 0.00	0 0.00	0 0.00	68 66.00	48 48.00	3 3.00	456 450.00
	5,474	0	0	0	1,056	878	84	7,492
Period Totals:	5,444.00	0.00	0.00	0.00	1,050.00	878.00	84.00	7,456.00
Unit ID: 18, Main Street 06 3700								
Plan #110 - 21 Meal Plan + $75.00 DD	260 256.00	0 0.00	0 0.00	0 0.00	76 76.00	437 431.00	30 28.00	803 791.00
Plan #111 - 18 Meal + $125.00 DD	429 429.00	0 0.00	0 0.00	0 0.00	67 67.00	639 639.00	28 28.00	1,163 1,163.00
Plan #112 - 15 Meal + $225.00 D	1,241 1,239.00	0 0.00	0 0.00	0 0.00	303 301.00	2,015 2,015.00	132 132.00	3,691 3,687.00
Plan #113 - 12 Meal + $125.00 D	94 94.00	0 0.00	0 0.00	0 0.00	29 29.00	113 113.00	4 4.00	240 240.00

Truman State University

Transaction Counts

Weekly Transaction Counts by Micros

09/01/2022 at 01:44 AM through 09/30/2022 at 01:43 AM

Plan ID Plan Name	Service Periods LUNCH	INT BRKF	BREAK	EARLY	AFTER	DINNER	LATE	Plan Totals
Plan #114 - 150 Board + $275 Dining	77 77.00	0 0.00	0 0.00	0 0.00	22 22.00	67 67.00	11 11.00	177 177.00
Plan #121 - Off Campus18 Meal + $125.0	18 18.00	0 0.00	0 0.00	0 0.00	4 4.00	53 53.00	6 4.00	81 79.00
Plan #122 - Off Campus15 Meal + $225.0	100 100.00	0 0.00	0 0.00	0 0.00	49 49.00	192 192.00	20 20.00	361 361.00
Plan #123 - Off Campus12Meal + $125.0(	108 108.00	0 0.00	0 0.00	0 0.00	41 41.00	148 148.00	24 24.00	321 321.00
Plan #124 - Off Campus150 Board + $275	70 70.00	0 0.00	0 0.00	0 0.00	15 15.00	60 60.00	8 8.00	153 153.00
Plan #125 - Off Campus Flex Plan 50 + $5	146 146.00	0 0.00	0 0.00	0 0.00	25 25.00	111 111.00	19 19.00	301 301.00
Plan #126 - Off Campus Flex Plan 75 + $5	194 194.00	0 0.00	0 0.00	0 0.00	53 53.00	183 183.00	10 10.00	440 440.00
	2,737	0	0	0	684	4,018	292	7,731
Period Totals:	2,731.00	0.00	0.00	0.00	682.00	4,012.00	288.00	7,713.00
West Campus CStore								
Plan #110 - 21 Meal Plan + $75.00 DD	194 194.00	0 0.00	23 23.00	0 0.00	128 128.00	328 328.00	116 116.00	789 789.00
Plan #111 - 18 Meal + $125.00 DD	259 259.00	0 0.00	86 86.00	0 0.00	237 237.00	544 544.00	208 208.00	1,334 1,334.00
Plan #112 - 15 Meal + $225.00 D	898 898.00	0 0.00	394 394.00	0 0.00	595 595.00	1,635 1,635.00	860 860.00	4,382 4,382.00
Plan #113 - 12 Meal + $125.00 D	101 101.00	0 0.00	12 12.00	0 0.00	70 70.00	182 182.00	48 48.00	413 413.00
Plan #114 - 150 Board + $275 Dining	72 72.00	0 0.00	22 22.00	0 0.00	21 21.00	70 70.00	30 30.00	215 215.00
Plan #121 - Off Campus18 Meal + $125.0	11 11.00	0 0.00	0 0.00	0 0.00	0 0.00	19 19.00	14 14.00	44 44.00
Plan #122 - Off Campus15 Meal + $225.0	70 70.00	0 0.00	12 12.00	0 0.00	22 22.00	85 85.00	10 10.00	199 199.00
Plan #123 - Off Campus12Meal + $125.0(	23 23.00	0 0.00	1 1.00	0 0.00	27 27.00	72 72.00	31 31.00	154 154.00
Plan #124 - Off Campus150 Board + $275	1 1.00	0 0.00	0 0.00	0 0.00	1 1.00	0 0.00	3 3.00	5 5.00
Plan #125 - Off Campus Flex Plan 50 + $5	0 0.00	0 0.00	0 0.00	0 0.00	3 3.00	6 6.00	4 4.00	13 13.00
Plan #126 - Off Campus Flex Plan 75 + $5	18 18.00	0 0.00	0 0.00	0 0.00	22 22.00	6 6.00	3 3.00	49 49.00
	1,647	0	550	0	1,126	2,947	1,327	7,597
Period Totals:	1,647.00	0.00	550.00	0.00	1,126.00	2,947.00	1,327.00	7,597.00
Unit ID: 23, Starbucks								
Plan #110 - 21 Meal Plan + $75.00 DD	144 144.00	0 0.00	65 65.00	0 0.00	72 72.00	85 83.00	49 47.00	415 411.00
Plan #111 - 18 Meal + $125.00 DD	218 218.00	0 0.00	122 122.00	0 0.00	98 98.00	104 102.00	34 34.00	576 574.00
Plan #112 - 15 Meal + $225.00 D	849 845.00	0 0.00	450 450.00	0 0.00	412 412.00	448 442.00	173 173.00	2,332 2,322.00
Plan #113 - 12 Meal + $125.00 D	83 83.00	0 0.00	61 61.00	0 0.00	27 27.00	20 20.00	4 4.00	195 195.00
Plan #114 - 150 Board + $275 Dining	92 90.00	0 0.00	20 20.00	0 0.00	26 26.00	45 45.00	5 5.00	188 186.00
Plan #121 - Off Campus18 Meal + $125.0	59 59.00	0 0.00	0 0.00	0 0.00	4 4.00	7 7.00	2 2.00	72 72.00

Truman State University

Transaction Counts

Weekly Transaction Counts by Micros

09/01/2022 at 01:44 AM through 09/30/2022 at 01:43 AM

Plan ID Plan Name	Service Periods LUNCH	ONT BRKF	BREAK	EARLY	AFTER	DINNER	LATE	Plan Totals
Plan #122 - Off Campus15 Meal + $225.0	82 82.00	0 0.00	32 32.00	0 0.00	19 19.00	22 22.00	10 10.00	165 165.00
Plan #123 - Off Campus12Meal + $125.0(	53 53.00	0 0.00	31 31.00	0 0.00	19 19.00	21 21.00	11 11.00	135 135.00
Plan #124 - Off Campus150 Board + $275	46 46.00	0 0.00	17 17.00	0 0.00	11 11.00	24 24.00	4 4.00	102 102.00
Plan #125 - Off Campus Flex Plan 50 + $5	106 106.00	0 0.00	62 62.00	0 0.00	27 27.00	40 40.00	13 13.00	248 248.00
Plan #126 - Off Campus Flex Plan 75 + $5	133 133.00	0 0.00	82 82.00	0 0.00	60 60.00	60 58.00	16 16.00	351 349.00
	1,865	0	942	0	775	876	321	4,779
Period Totals:	1,859.00	0.00	942.00	0.00	775.00	864.00	319.00	4,759.00

OPERATING STATEMENT
TRUMAN STATE
TOTAL SHEET

ISSUE DATE: 11/05/2022 **PAGE:** 1
REPORT MONTH:10/01/2022 **THRU** 10/31/2022
OPERATING MONTH : OCTOBER
DAYS THIS MONTH : 31
MONTHS YTD: 05

OCTOBER AMOUNT	%	THIS PERIOD LAST YEAR AMOUNT	%	DESCRIPTION	THIS YEAR YEAR-TO-DATE AMOUNT	%	LAST YEAR YEAR-TO-DATE AMOUNT	%
				SALES				
				DECLINING BALANCE BOARD			8.74	
(19,185.33)	2.5	(20,438.90)	3.9	HISSHO SUSHI	(51,515.56)	2.2	(48,483.13)	2.3
1,833.37	0.2	3,234.54	0.6	HISSHO SUSHI MANDATORY BO	5,427.58	0.2	8,669.42	0.4
3.09				VOLUNTARY BOARD-EINSTEIN'	3.09			
4,467.42	0.6	9,332.07	1.8	DECLINING BALANCE-EINSTEI	10,804.87	0.5	16,645.03	0.8
500,146.98	66.2	273,139.65	51.9	MANDATORY BOARD	1,598,235.25	69.3	1,503,858.57	70.1
62,857.13	8.3	80,938.47	15.4	VOLUNTARY BOARD	162,030.33	7.0	194,489.67	9.1
22,087.69	2.9	34,363.61	6.5	CHICK-FIL-A	58,138.95	2.5	96,981.06	4.5
50,212.08	6.6	43,252.95	8.2	CHICK-FIL-A MANDATORY BOA	121,675.64	5.3	90,793.32	4.2
3,822.64	0.5	1,779.51	0.3	FOOD MISCELLANEOUS	9,901.60	0.4	357.96	
8,380.10	1.1	264.25	0.1	BANQUET & CATERING	8,354.36	0.4	1,286.19	0.1
40,231.82	5.3	32,195.31	6.1	BANQUET & CATERING-NON TA	176,460.97	7.6	115,065.53	5.4
(1,034.54)	0.1	(1,256.80)	0.2	CONTRA SALE MEAL PLAN BON(	4,197.84)	0.2	(4,735.45)	0.2
		346.37	0.1	SUBWAY			346.37	
9,645.76	1.3	10,116.45	1.9	EINSTEIN BROS BAGELS	29,629.17	1.3	28,869.96	1.3
16,372.22	2.2	17,684.03	3.4	EINSTEIN BROS BAGELS MAND	38,238.27	1.7	43,818.96	2.0
16,653.09	2.2	16,616.21	3.2	MEIN BOWL	45,311.36	2.0	38,857.04	1.8
10,610.02	1.4	11,833.75	2.2	MEIN BOWL BOARD	27,888.01	1.2	27,864.89	1.3
25,513.06	3.4	11,821.85	2.2	SNACK BAR	66,398.08	2.9	26,005.08	1.2
2,555.57	0.3	1,059.38	0.2	A LA CART CAFE	10,359.64	0.4	6,085.20	0.3
				JAMBA JUICE	(5,713.51)	0.2		
755,172.17	**100.0**	**526,282.70**	**100.0**	**TOTAL SALES**	**2,307,430.26**	**100.0**	**2,146,784.41**	**100.0**
(213.50)		0.28		MISCELLANEOUS	(1,408.48)	0.1	0.28	
754,958.67	**100.0**	**526,282.98**	**100.0**	**TOTAL SALES AND REVENUE**	**2,306,021.78**	**99.9**	**2,146,784.69**	**100.0**
				PRODUCT				
15,645.20	2.1	16,676.35	3.2	BAKED GOODS	54,567.70	2.4	51,431.97	2.4
44,765.68	5.9	56,485.07	10.7	BEVERAGE	136,377.29	5.9	134,094.82	6.2
10,701.50	1.4	10,794.55	2.1	MILK & ICE CREAM	46,714.26	2.0	39,570.48	1.8
131,040.90	17.4	72,031.28	13.7	GROCERIES	322,942.18	14.0	223,703.70	10.4

OPERATING STATEMENT
TRUMAN STATE
TOTAL SHEET

ISSUE DATE: 11/05/2022 **PAGE:** 2
REPORT MONTH: 10/01/2022 **THRU** 10/31/2022
OPERATING MONTH : OCTOBER
DAYS THIS MONTH : 31
MONTHS YTD: 05

OCTOBER AMOUNT	%	THIS PERIOD LAST YEAR AMOUNT	%	DESCRIPTION	THIS YEAR YEAR-TO-DATE AMOUNT	%	LAST YEAR YEAR-TO-DATE AMOUNT	%
79,730.45	10.6	60,545.45	11.5	MEAT SEAFOOD EGGS CHEESE	255,609.92	11.1	208,082.27	9.7
33,156.48	4.4	21,078.40	4.0	PRODUCE	110,207.43	4.8	85,753.66	4.0
47.40				MISC PRODUCT	110.60		47.72	
				SPECIAL FUNCTIONS	16.30			
40.27		(18.48)		MERCHANDISE REGULAR	2,450.41	0.1	(1,310.49)	0.1
				CIGARETTES	3.57			
				MISCELLANEOUS VENDING	0.02			
193.35		205.10		SUNDRIES	887.88		912.35	
				STAMPS			342.00	
(4,029.30)	0.5	(3,285.28)	0.6	DISCOUNTS	(10,460.01)	0.5	(8,084.83)	0.4
311,291.93	**41.2**	**234,512.44**	**44.6**	**TOTAL PRODUCT**	**919,427.55**	**39.8**	**734,543.65**	**34.2**
				LABOR				
217,537.08	28.8	201,109.56	38.2	WAGES	757,220.01	32.8	685,859.82	31.9
44,734.47	5.9	48,157.55	9.2	BENEFITS & PAYROLL TAXES	200,163.78	8.7	205,656.96	9.6
8,083.10	1.1	9,043.23	1.7	WAGE ACCRUALS	34,271.70	1.5	38,213.74	1.8
270,354.65	**35.8**	**258,310.34**	**49.1**	**TOTAL LABOR**	**991,655.49**	**43.0**	**929,730.52**	**43.3**
				CONTROLLABLES				
4,765.34	0.6	5,302.48	1.0	CLEANING SUPPLIES	18,655.96	0.8	18,909.18	0.9
16,469.14	2.2	22,975.79	4.4	PAPER/PLASTIC	51,631.14	2.2	69,871.56	3.3
49.58				KITCHEN FUEL	165.48		121.21	
595.18	0.1	1,928.24	0.4	EQUIPMENT RENTAL	3,124.20	0.1	4,706.10	0.2
3,640.48	0.5	2,650.42	0.5	PROMOTIONS	11,721.32	0.5	10,479.14	0.5
				MERCHANDISING / DECOR	125.37			
993.38	0.1	1,814.24	0.3	SMALL EQUIPMENT	17,547.99	0.8	5,809.48	0.3
				BUS. DUES AND MEMBERSHIP	1,139.00		750.00	
741.37	0.1	240.51		VEHICLE EXPENSE	1,959.00	0.1	1,657.54	0.1
486.27	0.1	542.65	0.1	TELEPHONE	2,391.11	0.1	2,648.32	0.1
3,839.03	0.5	2,506.01	0.5	UNIFORMS	19,594.57	0.8	21,294.05	1.0
154.00		50.00		MAINTENANCE & REPAIR	4,660.40	0.2	22,782.31	1.1
213.97		298.80	0.1	DELIVERY	2,215.05	0.1	739.77	
36.00		170.00		FLOWERS	284.00		515.00	

OPERATING STATEMENT
TRUMAN STATE
TOTAL SHEET

ISSUE DATE: 11/05/2022 **PAGE:** 3
REPORT MONTH:10/01/2022 **THRU** 10/31/2022
OPERATING MONTH : OCTOBER
DAYS THIS MONTH : 31
MONTHS YTD: 05

OCTOBER AMOUNT		THIS PERIOD LAST YEAR AMOUNT		DESCRIPTION	THIS YEAR YEAR-TO-DATE AMOUNT	%	LAST YEAR YEAR-TO-DATE AMOUNT	
78.80				MEAL PLAN BONUS EXPENSE	509.50			
38.00		417.00	0.1	TRAINING	3,010.00	0.1	3,981.00	0.2
696.99	0.1	178.38		PRINTED MATERIALS	4,273.56	0.2	3,324.70	0.2
322.87		411.23	0.1	FREIGHT	1,309.82	0.1	1,889.48	0.1
2,367.87	0.3	5,996.65	1.1	MISCELLANEOUS	12,902.26	0.6	32,981.09	1.5
				PROFESSIONAL FEES	62.97			
188.50		184.50		CONSULTING FEES	942.50		922.50	
260.00		260.00		WEB HOSTING SERVICE	1,300.00	0.1	1,300.00	0.1
493.20	0.1			MARKETING MATERIALS	1,954.80	0.1	543.41	
				LAUNDRY SUPPLIES	68.34		37.78	
180.00				SIGNAGE	1,440.00	0.1		
1,053.25	0.1	1,053.25	0.2	EXTERMINATING	5,266.25	0.2	5,212.27	0.2
2,512.55	0.3	2,698.64	0.5	CREDIT CARD DISCOUNT FEES	6,440.46	0.3	6,181.07	0.3
40,175.77	**5.3**	**49,678.79**	**9.4**	**TOTAL CONTROLLABLES**	**174,695.05**	**7.6**	**216,656.96**	**10.1**
				NON-CONTROLLABLES				
276.25		465.35	0.1	AMORTIZATION-DEPRECIATION	1,363.32	0.1	2,152.58	0.1
8,591.62	1.1	7,421.07	1.4	INSURANCE	29,321.81	1.3	24,925.68	1.2
342.09				MISCELLANEOUS EXPENSE	941.20			
12,774.79	1.7	12,774.79	2.4	COMMISSIONS PAYABLE	63,049.77	2.7	63,049.77	2.9
1,676.87	0.2	2,042.29	0.4	EINSTEIN BROS BAGELS ROYA	4,327.14	0.2	4,913.37	0.2
1,355.50	0.2	2,336.62	0.4	TAXES, LICENSE & FEES	7,174.55	0.3	6,927.81	0.3
626.42	0.1	802.72	0.2	GROSS RECEIPTS TAX	1,220.94	0.1	1,323.74	0.1
938.96	0.1	937.86	0.2	VEHICLE DEPR. & EXPENSE	4,630.97	0.2	4,612.16	0.2
7,229.98	1.0	7,761.66	1.5	CHICK-FIL-A ROYALTIES	17,981.46	0.8	18,777.44	0.9
26,423.56	3.5	18,419.90	3.5	PRE-SPLIT CONTRIBUTION	80,710.76	3.5	75,137.47	3.5
5,776.70	0.8	3,214.87	0.6	SYSTEMS SUPPORT	14,674.10	0.6	11,845.85	0.6
66,012.74	**8.7**	**56,177.13**	**10.7**	**TOTAL NON-CONTROLLABLES**	**225,396.02**	**9.8**	**213,665.87**	**10.0**
687,835.09	**91.1**	**598,678.70**	**113.8**	**TOTAL OPERATING EXPENSES**	**2,311,174.11**	**100.2**	**2,094,597.00**	**97.6**
67,123.58	**8.9**	**72,395.72)**	**13.8**	**EXCESS OR (DEFICIT)**	**5,152.33)**	**0.2**	**52,187.69**	**2.4**
32,479.32	4.3	5,429.02)	1.0	PARTICIPATION-CONTRACTOR	39,796.59)	1.7	5,429.02)	0.3

OPERATING STATEMENT
TRUMAN STATE
TOTAL SHEET

ISSUE DATE: 11/05/2022 **PAGE:** 4
REPORT MONTH:10/01/2022 **THRU** 10/31/2022
OPERATING MONTH : OCTOBER
DAYS THIS MONTH : 31
MONTHS YTD: 05

OCTOBER AMOUNT	%	THIS PERIOD LAST YEAR AMOUNT	%	DESCRIPTION	THIS YEAR YEAR-TO-DATE AMOUNT	%	LAST YEAR YEAR-TO-DATE AMOUNT	%
34,644.26	**4.6**	**(66,966.70)**	**12.7**	**NET EXCESS OR (DEFICIT)**	**34,644.26**	**1.5**	**57,616.71**	**2.7**
				STATISTICS				
1,761.00		1,638.00		CUSTOMER COUNT	5,447.00		5,272.00	

*** HISTORICAL FINANCIAL DATA IN THE YTD, PRIOR YTD, OR PRIOR PERIOD COLUMNS MAY CONTAIN A COMBINATION OF PERIOD AND MONTHLY RESULTS ***

Truman State University

Transaction Counts

Weekly Transaction Counts

10/01/2022 at 02:44 AM through 10/31/2022 at 02:43 AM

Plan ID Plan Name	Service Periods LUNCH	ONT BRKF	BREAK	EARLY	AFTER	DINNER	LATE	Plan Totals
Unit ID: 9999, All Terminals								
Plan #110 - 21 Meal Plan + $75.00 DD	3,157	0	933	0	623	3,652	669	9,034
	3,137.00	0.00	933.00	0.00	623.00	3,642.00	653.00	8,988.00
Plan #111 - 18 Meal + $125.00 DD	4,866	0	1,056	0	928	5,025	712	12,587
	4,854.00	0.00	1,056.00	0.00	922.00	5,013.00	692.00	12,537.00
Plan #112 - 15 Meal + $225.00 D	15,002	0	2,700	1	3,239	15,782	2,600	39,324
	14,934.00	0.00	2,694.00	1.00	3,219.00	15,752.00	2,584.00	39,184.00
Plan #113 - 12 Meal + $125.00 D	1,097	0	176	0	243	959	150	2,625
	1,089.00	0.00	176.00	0.00	243.00	955.00	142.00	2,605.00
Plan #114 - 150 Board + $275 Dining	894	0	160	0	154	760	85	2,053
	890.00	0.00	160.00	0.00	154.00	760.00	85.00	2,049.00
Plan #121 - Off Campus18 Meal + $125.0	267	0	37	0	46	181	13	544
	267.00	0.00	37.00	0.00	46.00	181.00	13.00	544.00
Plan #122 - Off Campus15 Meal + $225.0	1,026	0	208	0	208	944	93	2,479
	1,026.00	0.00	208.00	0.00	208.00	944.00	93.00	2,479.00
Plan #123 - Off Campus12Meal + $125.0(	847	0	139	0	159	597	83	1,825
	847.00	0.00	139.00	0.00	157.00	597.00	83.00	1,823.00
Plan #124 - Off Campus150 Board + $275	340	0	36	0	66	178	23	643
	340.00	0.00	36.00	0.00	66.00	178.00	23.00	643.00
Plan #125 - Off Campus Flex Plan 50 + $5	962	0	156	0	169	293	43	1,623
	960.00	0.00	156.00	0.00	167.00	289.00	43.00	1,615.00
Plan #126 - Off Campus Flex Plan 75 + $5	1,359	0	238	0	271	633	57	2,558
	1,355.00	0.00	238.00	0.00	269.00	629.00	57.00	2,548.00
	29,817	0	5,839	1	6,106	29,004	4,528	75,295
Period Totals:	29,699.00	0.00	5,833.00	1.00	6,074.00	28,940.00	4,468.00	75,015.00

Truman State University

Transaction Counts

Weekly Transaction Counts by halls

10/01/2022 at 01:44 AM through 10/31/2022 at 01:43 AM

Plan ID Plan Name	Service Periods LUNCH	INT BRKF	BREAK	EARLY	AFTER	DINNER	LATE	Plan Totals
Unit ID: 1, Ryle Hall								
Plan #110 - 21 Meal Plan + $75.00 DD	1,017 1,017.00	0 0.00	444 444.00	0 0.00	3 3.00	1,242 1,242.00	0 0.00	2,706 2,706.00
Plan #111 - 18 Meal + $125.00 DD	1,417 1,417.00	0 0.00	511 511.00	0 0.00	0 0.00	1,669 1,669.00	0 0.00	3,597 3,597.00
Plan #112 - 15 Meal + $225.00 D	4,088 4,088.00	0 0.00	854 854.00	1 1.00	6 6.00	4,537 4,537.00	0 0.00	9,486 9,486.00
Plan #113 - 12 Meal + $125.00 D	212 212.00	0 0.00	33 33.00	0 0.00	1 1.00	251 251.00	0 0.00	497 497.00
Plan #114 - 150 Board + $275 Dining	153 153.00	0 0.00	49 49.00	0 0.00	2 2.00	245 245.00	0 0.00	449 449.00
Plan #121 - Off Campus18 Meal + $125.0	27 27.00	0 0.00	5 5.00	0 0.00	0 0.00	27 27.00	0 0.00	59 59.00
Plan #122 - Off Campus15 Meal + $225.0	231 231.00	0 0.00	104 104.00	0 0.00	1 1.00	206 206.00	0 0.00	542 542.00
Plan #123 - Off Campus12Meal + $125.0(	187 187.00	0 0.00	20 20.00	0 0.00	0 0.00	126 126.00	0 0.00	333 333.00
Plan #124 - Off Campus150 Board + $275	29 29.00	0 0.00	1 1.00	0 0.00	0 0.00	46 46.00	0 0.00	76 76.00
Plan #125 - Off Campus Flex Plan 50 + $5	176 176.00	0 0.00	39 39.00	0 0.00	0 0.00	54 54.00	0 0.00	269 269.00
Plan #126 - Off Campus Flex Plan 75 + $5	222 222.00	0 0.00	75 75.00	0 0.00	0 0.00	188 188.00	0 0.00	485 485.00
	7,759	0	2,135	1	13	8,591	0	18,499
Period Totals:	7,759.00	0.00	2,135.00	1.00	13.00	8,591.00	0.00	18,499.00
Unit ID: 10, Missouri Hall								
Plan #110 - 21 Meal Plan + $75.00 DD	607 607.00	0 0.00	290 290.00	0 0.00	3 3.00	474 474.00	0 0.00	1,374 1,374.00
Plan #111 - 18 Meal + $125.00 DD	767 767.00	0 0.00	199 199.00	0 0.00	5 5.00	746 746.00	0 0.00	1,717 1,717.00
Plan #112 - 15 Meal + $225.00 D	2,428 2,428.00	0 0.00	362 362.00	0 0.00	66 66.00	2,411 2,411.00	0 0.00	5,267 5,267.00
Plan #113 - 12 Meal + $125.00 D	197 197.00	0 0.00	1 1.00	0 0.00	9 9.00	158 158.00	0 0.00	365 365.00
Plan #114 - 150 Board + $275 Dining	140 140.00	0 0.00	29 29.00	0 0.00	0 0.00	131 131.00	0 0.00	300 300.00
Plan #121 - Off Campus18 Meal + $125.0	58 58.00	0 0.00	27 27.00	0 0.00	0 0.00	37 37.00	0 0.00	122 122.00
Plan #122 - Off Campus15 Meal + $225.0	226 226.00	0 0.00	27 27.00	0 0.00	1 1.00	176 176.00	0 0.00	430 430.00
Plan #123 - Off Campus12Meal + $125.0(	167 167.00	0 0.00	36 36.00	0 0.00	1 1.00	102 102.00	0 0.00	306 306.00
Plan #124 - Off Campus150 Board + $275	36 36.00	0 0.00	0 0.00	0 0.00	0 0.00	10 10.00	0 0.00	46 46.00
Plan #125 - Off Campus Flex Plan 50 + $5	175 175.00	0 0.00	20 20.00	0 0.00	1 1.00	28 28.00	0 0.00	224 224.00
Plan #126 - Off Campus Flex Plan 75 + $5	172 172.00	0 0.00	0 0.00	0 0.00	0 0.00	73 73.00	0 0.00	245 245.00
	4,973	0	991	0	86	4,346	0	10,396
Period Totals:	4,973.00	0.00	991.00	0.00	86.00	4,346.00	0.00	10,396.00

Truman State University

Transaction Counts

Weekly Transaction Counts by Micros

10/01/2022 at 01:44 AM through 10/31/2022 at 01:43 AM

Plan ID Plan Name	Service Periods LUNCH	)NT BRKF	BREAK	EARLY	AFTER	DINNER	LATE	Plan Totals
Dobson C-Store								
Plan #110 - 21 Meal Plan + $75.00 DD	273	0	48	0	171	588	412	1,492
	267.00	0.00	48.00	0.00	171.00	584.00	406.00	1,476.00
Plan #111 - 18 Meal + $125.00 DD	415	0	56	0	297	867	415	2,050
	405.00	0.00	56.00	0.00	291.00	859.00	395.00	2,006.00
Plan #112 - 15 Meal + $225.00 D	1,490	0	250	0	792	2,844	1,432	6,808
	1,450.00	0.00	246.00	0.00	786.00	2,820.00	1,416.00	6,718.00
Plan #113 - 12 Meal + $125.00 D	152	0	43	0	91	154	78	518
	152.00	0.00	43.00	0.00	91.00	150.00	70.00	506.00
Plan #114 - 150 Board + $275 Dining	62	0	10	0	8	50	41	171
	62.00	0.00	10.00	0.00	8.00	50.00	41.00	171.00
Plan #121 - Off Campus18 Meal + $125.0	0	0	0	0	23	10	2	35
	0.00	0.00	0.00	0.00	23.00	10.00	2.00	35.00
Plan #122 - Off Campus15 Meal + $225.0	10	0	0	0	20	33	10	73
	10.00	0.00	0.00	0.00	20.00	33.00	10.00	73.00
Plan #123 - Off Campus12Meal + $125.0(	32	0	11	0	8	78	45	174
	32.00	0.00	11.00	0.00	8.00	78.00	45.00	174.00
Plan #124 - Off Campus150 Board + $275	4	0	1	0	0	2	5	12
	4.00	0.00	1.00	0.00	0.00	2.00	5.00	12.00
Plan #125 - Off Campus Flex Plan 50 + $5	9	0	0	0	5	21	8	43
	9.00	0.00	0.00	0.00	5.00	21.00	8.00	43.00
Plan #126 - Off Campus Flex Plan 75 + $5	17	0	11	0	7	31	2	68
	17.00	0.00	11.00	0.00	7.00	31.00	2.00	68.00
	2,464	0	430	0	1,422	4,678	2,450	11,444
Period Totals:	2,408.00	0.00	426.00	0.00	1,410.00	4,638.00	2,400.00	11,282.00
Unit ID: 3, Einsteins								
Plan #110 - 21 Meal Plan + $75.00 DD	139	0	72	0	31	0	0	242
	139.00	0.00	72.00	0.00	31.00	0.00	0.00	242.00
Plan #111 - 18 Meal + $125.00 DD	334	0	100	0	27	11	0	472
	334.00	0.00	100.00	0.00	27.00	11.00	0.00	472.00
Plan #112 - 15 Meal + $225.00 D	1,220	0	477	0	185	44	0	1,926
	1,218.00	0.00	477.00	0.00	183.00	44.00	0.00	1,922.00
Plan #113 - 12 Meal + $125.00 D	84	0	29	0	13	0	0	126
	84.00	0.00	29.00	0.00	13.00	0.00	0.00	126.00
Plan #114 - 150 Board + $275 Dining	96	0	28	0	9	0	0	133
	96.00	0.00	28.00	0.00	9.00	0.00	0.00	133.00
Plan #121 - Off Campus18 Meal + $125.0	40	0	4	0	3	1	0	48
	40.00	0.00	4.00	0.00	3.00	1.00	0.00	48.00
Plan #122 - Off Campus15 Meal + $225.0	102	0	40	0	29	5	0	176
	102.00	0.00	40.00	0.00	29.00	5.00	0.00	176.00
Plan #123 - Off Campus12Meal + $125.0(	64	0	47	0	16	1	0	128
	64.00	0.00	47.00	0.00	16.00	1.00	0.00	128.00
Plan #124 - Off Campus150 Board + $275	58	0	16	0	2	5	0	81
	58.00	0.00	16.00	0.00	2.00	5.00	0.00	81.00
Plan #125 - Off Campus Flex Plan 50 + $5	113	0	38	0	21	3	0	175
	113.00	0.00	38.00	0.00	21.00	3.00	0.00	175.00
Plan #126 - Off Campus Flex Plan 75 + $5	211	0	81	0	26	3	0	321
	211.00	0.00	81.00	0.00	26.00	3.00	0.00	321.00
	2,461	0	932	0	362	73	0	3,828
Period Totals:	2,459.00	0.00	932.00	0.00	360.00	73.00	0.00	3,824.00
Unit ID: 16, Main Street 04 3700								
Plan #110 - 21 Meal Plan + $75.00 DD	85	0	0	0	69	331	37	522
	85.00	0.00	0.00	0.00	69.00	331.00	33.00	518.00
Plan #111 - 18 Meal + $125.00 DD	209	0	0	0	76	457	20	762
	209.00	0.00	0.00	0.00	76.00	457.00	20.00	762.00

Truman State University

Transaction Counts

Weekly Transaction Counts by Micros

10/01/2022 at 01:44 AM through 10/31/2022 at 01:43 AM

Plan ID Plan Name	Service Periods LUNCH	JNT BRKF	BREAK	EARLY	AFTER	DINNER	LATE	Plan Totals
Plan #112 - 15 Meal + $225.00 D	560 560.00	0 0.00	0 0.00	0 0.00	274 274.00	1,246 1,240.00	108 108.00	2,188 2,182.00
Plan #113 - 12 Meal + $125.00 D	38 38.00	0 0.00	0 0.00	0 0.00	10 10.00	69 69.00	4 4.00	121 121.00
Plan #114 - 150 Board + $275 Dining	46 46.00	0 0.00	0 0.00	0 0.00	26 26.00	80 80.00	2 2.00	154 154.00
Plan #121 - Off Campus18 Meal + $125.0	4 4.00	0 0.00	0 0.00	0 0.00	7 7.00	29 29.00	3 3.00	43 43.00
Plan #122 - Off Campus15 Meal + $225.0	55 55.00	0 0.00	0 0.00	0 0.00	27 27.00	151 151.00	17 17.00	250 250.00
Plan #123 - Off Campus12Meal + $125.0(	65 65.00	0 0.00	0 0.00	0 0.00	27 27.00	97 97.00	9 9.00	198 198.00
Plan #124 - Off Campus150 Board + $275	14 14.00	0 0.00	0 0.00	0 0.00	17 17.00	45 45.00	6 6.00	82 82.00
Plan #125 - Off Campus Flex Plan 50 + $5	50 50.00	0 0.00	0 0.00	0 0.00	32 30.00	57 53.00	18 18.00	157 151.00
Plan #126 - Off Campus Flex Plan 75 + $5	85 85.00	0 0.00	0 0.00	0 0.00	44 44.00	90 90.00	18 18.00	237 237.00
	1,211	0	0	0	609	2,652	242	4,714
Period Totals:	1,211.00	0.00	0.00	0.00	607.00	2,642.00	238.00	4,698.00
Unit ID: 17, Main Street 05 3700								
Plan #110 - 21 Meal Plan + $75.00 DD	478 476.00	0 0.00	0 0.00	0 0.00	89 89.00	54 54.00	2 2.00	623 621.00
Plan #111 - 18 Meal + $125.00 DD	740 740.00	0 0.00	0 0.00	0 0.00	132 132.00	79 79.00	0 0.00	951 951.00
Plan #112 - 15 Meal + $225.00 D	2,240 2,218.00	0 0.00	0 0.00	0 0.00	489 487.00	247 247.00	4 4.00	2,980 2,956.00
Plan #113 - 12 Meal + $125.00 D	165 161.00	0 0.00	0 0.00	0 0.00	33 33.00	17 17.00	0 0.00	215 211.00
Plan #114 - 150 Board + $275 Dining	145 145.00	0 0.00	0 0.00	0 0.00	32 32.00	26 26.00	0 0.00	203 203.00
Plan #121 - Off Campus18 Meal + $125.0	53 53.00	0 0.00	0 0.00	0 0.00	6 6.00	2 2.00	0 0.00	61 61.00
Plan #122 - Off Campus15 Meal + $225.0	191 191.00	0 0.00	0 0.00	0 0.00	66 66.00	31 31.00	0 0.00	288 288.00
Plan #123 - Off Campus12Meal + $125.0(	202 202.00	0 0.00	0 0.00	0 0.00	25 25.00	23 23.00	0 0.00	250 250.00
Plan #124 - Off Campus150 Board + $275	98 98.00	0 0.00	0 0.00	0 0.00	17 17.00	8 8.00	0 0.00	123 123.00
Plan #125 - Off Campus Flex Plan 50 + $5	200 198.00	0 0.00	0 0.00	0 0.00	34 34.00	5 5.00	2 2.00	241 239.00
Plan #126 - Off Campus Flex Plan 75 + $5	339 335.00	0 0.00	0 0.00	0 0.00	102 100.00	22 22.00	0 0.00	463 457.00
	4,851	0	0	0	1,025	514	8	6,398
Period Totals:	4,817.00	0.00	0.00	0.00	1,021.00	514.00	8.00	6,360.00
Unit ID: 18, Main Street 06 3700								
Plan #110 - 21 Meal Plan + $75.00 DD	233 229.00	0 0.00	0 0.00	0 0.00	70 70.00	459 453.00	63 59.00	825 811.00
Plan #111 - 18 Meal + $125.00 DD	489 487.00	0 0.00	0 0.00	0 0.00	99 99.00	646 642.00	36 36.00	1,270 1,264.00
Plan #112 - 15 Meal + $225.00 D	1,233 1,233.00	0 0.00	0 0.00	0 0.00	374 364.00	2,009 2,009.00	111 111.00	3,727 3,717.00
Plan #113 - 12 Meal + $125.00 D	91 87.00	0 0.00	0 0.00	0 0.00	19 19.00	127 127.00	2 2.00	239 235.00

Truman State University

Transaction Counts

Weekly Transaction Counts by Micros

10/01/2022 at 01:44 AM through 10/31/2022 at 01:43 AM

Plan ID Plan Name	Service Periods LUNCH	)NT BRKF	BREAK	EARLY	AFTER	DINNER	LATE	Plan Totals
Plan #114 - 150 Board + $275 Dining	98 98.00	0 0.00	0 0.00	0 0.00	17 17.00	111 111.00	8 8.00	234 234.00
Plan #121 - Off Campus18 Meal + $125.0	18 18.00	0 0.00	0 0.00	0 0.00	4 4.00	29 29.00	2 2.00	53 53.00
Plan #122 - Off Campus15 Meal + $225.0	92 92.00	0 0.00	0 0.00	0 0.00	11 11.00	191 191.00	14 14.00	308 308.00
Plan #123 - Off Campus12Meal + $125.0(	77 77.00	0 0.00	0 0.00	0 0.00	34 32.00	116 116.00	4 4.00	231 229.00
Plan #124 - Off Campus150 Board + $275	59 59.00	0 0.00	0 0.00	0 0.00	10 10.00	48 48.00	4 4.00	121 121.00
Plan #125 - Off Campus Flex Plan 50 + $5	122 122.00	0 0.00	0 0.00	0 0.00	28 28.00	98 98.00	3 3.00	251 251.00
Plan #126 - Off Campus Flex Plan 75 + $5	170 170.00	0 0.00	0 0.00	0 0.00	14 14.00	185 181.00	12 12.00	381 377.00
	2,682	0	0	0	680	4,019	259	7,640
Period Totals:	2,672.00	0.00	0.00	0.00	668.00	4,005.00	255.00	7,600.00

West Campus CStore

Plan #110 - 21 Meal Plan + $75.00 DD	142 142.00	0 0.00	13 13.00	0 0.00	109 109.00	415 415.00	103 103.00	782 782.00
Plan #111 - 18 Meal + $125.00 DD	270 270.00	0 0.00	50 50.00	0 0.00	180 180.00	454 454.00	215 215.00	1,169 1,169.00
Plan #112 - 15 Meal + $225.00 D	858 858.00	0 0.00	305 305.00	0 0.00	603 603.00	1,966 1,966.00	803 803.00	4,535 4,535.00
Plan #113 - 12 Meal + $125.00 D	81 81.00	0 0.00	18 18.00	0 0.00	42 42.00	160 160.00	62 62.00	363 363.00
Plan #114 - 150 Board + $275 Dining	53 53.00	0 0.00	18 18.00	0 0.00	25 25.00	69 69.00	32 32.00	197 197.00
Plan #121 - Off Campus18 Meal + $125.0	30 30.00	0 0.00	0 0.00	0 0.00	0 0.00	38 38.00	3 3.00	71 71.00
Plan #122 - Off Campus15 Meal + $225.0	49 49.00	0 0.00	4 4.00	0 0.00	28 28.00	122 122.00	48 48.00	251 251.00
Plan #123 - Off Campus12Meal + $125.0(	11 11.00	0 0.00	2 2.00	0 0.00	29 29.00	48 48.00	21 21.00	111 111.00
Plan #124 - Off Campus150 Board + $275	0 0.00	0 0.00	0 0.00	0 0.00	2 2.00	1 1.00	1 1.00	4 4.00
Plan #125 - Off Campus Flex Plan 50 + $5	20 20.00	0 0.00	1 1.00	0 0.00	7 7.00	3 3.00	7 7.00	38 38.00
Plan #126 - Off Campus Flex Plan 75 + $5	4 4.00	0 0.00	9 9.00	0 0.00	30 30.00	4 4.00	10 10.00	57 57.00
	1,518	0	420	0	1,055	3,280	1,305	7,578
Period Totals:	1,518.00	0.00	420.00	0.00	1,055.00	3,280.00	1,305.00	7,578.00

Unit ID: 23, Starbucks

Plan #110 - 21 Meal Plan + $75.00 DD	183 175.00	0 0.00	66 66.00	0 0.00	78 78.00	89 89.00	52 50.00	468 458.00
Plan #111 - 18 Meal + $125.00 DD	225 225.00	0 0.00	140 140.00	0 0.00	112 112.00	96 96.00	26 26.00	599 599.00
Plan #112 - 15 Meal + $225.00 D	885 881.00	0 0.00	452 450.00	0 0.00	450 450.00	478 478.00	142 142.00	2,407 2,401.00
Plan #113 - 12 Meal + $125.00 D	77 77.00	0 0.00	52 52.00	0 0.00	25 25.00	23 23.00	4 4.00	181 181.00
Plan #114 - 150 Board + $275 Dining	101 97.00	0 0.00	26 26.00	0 0.00	35 35.00	48 48.00	2 2.00	212 208.00
Plan #121 - Off Campus18 Meal + $125.0	37 37.00	0 0.00	1 1.00	0 0.00	3 3.00	8 8.00	3 3.00	52 52.00

Truman State University

Transaction Counts

Weekly Transaction Counts by Micros

10/01/2022 at 01:44 AM through 10/31/2022 at 01:43 AM

Plan ID Plan Name	Service Periods LUNCH	)NT BRKF	BREAK	EARLY	AFTER	DINNER	LATE	Plan Totals
Plan #122 - Off Campus15 Meal + $225.0	70 70.00	0 0.00	33 33.00	0 0.00	25 25.00	29 29.00	4 4.00	161 161.00
Plan #123 - Off Campus12Meal + $125.0(	42 42.00	0 0.00	23 23.00	0 0.00	19 19.00	6 6.00	4 4.00	94 94.00
Plan #124 - Off Campus150 Board + $275	42 42.00	0 0.00	18 18.00	0 0.00	18 18.00	13 13.00	7 7.00	98 98.00
Plan #125 - Off Campus Flex Plan 50 + $5	97 97.00	0 0.00	58 58.00	0 0.00	41 41.00	24 24.00	5 5.00	225 225.00
Plan #126 - Off Campus Flex Plan 75 + $5	139 139.00	0 0.00	62 62.00	0 0.00	48 48.00	37 37.00	15 15.00	301 301.00
	1,898	0	931	0	854	851	264	4,798
Period Totals:	1,882.00	0.00	929.00	0.00	854.00	851.00	262.00	4,778.00

OPERATING STATEMENT
TRUMAN STATE
TOTAL SHEET

ISSUE DATE: 12/07/2022 **PAGE:** 1
REPORT MONTH:11/01/2022 **THRU** 11/30/2022
OPERATING MONTH : NOVEMBER
DAYS THIS MONTH : 30
MONTHS YTD: 06

NOVEMBER AMOUNT	%	THIS PERIOD LAST YEAR AMOUNT	%	DESCRIPTION	THIS YEAR YEAR-TO-DATE AMOUNT	%	LAST YEAR YEAR-TO-DATE AMOUNT	%
				SALES				
(3.35)				DECLINING BALANCE BOARD	(3.35)		8.74	
(19,043.34)	3.0	(17,857.27)	2.8	HISSHO SUSHI	(70,558.90)	2.4	(66,340.40)	2.4
1,726.95	0.3	2,929.68	0.5	HISSHO SUSHI MANDATORY BO	7,154.53	0.2	11,599.10	0.4
				VOLUNTARY BOARD-EINSTEIN'	3.09			
4,743.49	0.7	4,737.61	0.7	DECLINING BALANCE-EINSTEI	15,548.36	0.5	21,382.64	0.8
434,584.85	67.5	411,938.05	64.8	MANDATORY BOARD	2,032,820.10	68.9	1,915,796.62	68.8
57,064.88	8.9	73,429.76	11.5	VOLUNTARY BOARD	219,095.21	7.4	267,919.43	9.6
17,916.36	2.8	16,402.71	2.6	CHICK-FIL-A	76,055.31	2.6	113,383.77	4.1
42,336.84	6.6	47,299.11	7.4	CHICK-FIL-A MANDATORY BOA	164,012.48	5.6	138,092.43	5.0
2,755.16	0.4	2,987.27	0.5	FOOD MISCELLANEOUS	12,656.76	0.4	3,345.23	0.1
1,167.03	0.2	985.12	0.2	BANQUET & CATERING	9,521.39	0.3	2,271.31	0.1
27,478.78	4.3	18,076.51	2.8	BANQUET & CATERING-NON TA	203,939.75	6.9	133,142.04	4.8
(204.20)		(473.30)	0.1	CONTRA SALE MEAL PLAN BON	(4,402.04)	0.1	(5,208.75)	0.2
				SUBWAY			346.37	
8,136.53	1.3	8,238.44	1.3	EINSTEIN BROS BAGELS	37,765.70	1.3	37,108.40	1.3
15,701.24	2.4	17,953.57	2.8	EINSTEIN BROS BAGELS MAND	53,939.51	1.8	61,772.53	2.2
16,789.60	2.6	13,490.71	2.1	MEIN BOWL	62,100.96	2.1	52,347.75	1.9
10,352.09	1.6	11,063.23	1.7	MEIN BOWL BOARD	38,240.10	1.3	38,928.12	1.4
21,378.84	3.3	23,940.25	3.8	SNACK BAR	87,776.92	3.0	49,945.33	1.8
890.19	0.1	1,008.26	0.2	A LA CART CAFE	11,249.83	0.4	7,093.46	0.3
				JAMBA JUICE	(5,713.51)	0.2		
643,771.94	**100.0**	**636,149.71**	**100.0**	**TOTAL SALES**	**2,951,202.20**	**100.0**	**2,782,934.12**	**100.0**
379.00	0.1	271.00		MISCELLANEOUS	(1,029.48)		271.28	
		703.75	0.1	OTHER REVENUE-OVER/SHORT			703.75	
644,150.94	**100.1**	**637,124.46**	**100.2**	**TOTAL SALES AND REVENUE**	**2,950,172.72**	**100.0**	**2,783,909.15**	**100.0**
				PRODUCT				
13,466.72	2.1	12,147.26	1.9	BAKED GOODS	68,034.42	2.3	63,579.23	2.3
40,262.30	6.3	37,334.51	5.9	BEVERAGE	176,639.59	6.0	171;429.33	6.2
21,710.94	3.4	9,513.50	1.5	MILK & ICE CREAM	68,425.20	2.3	49,083.98	1.8

OPERATING STATEMENT

TRUMAN STATE

TOTAL SHEET

NOVEMBER AMOUNT	%	THIS PERIOD LAST YEAR AMOUNT	%	DESCRIPTION	THIS YEAR YEAR-TO-DATE AMOUNT	%	LAST YEAR YEAR-TO-DATE AMOUNT	%
75,191.96	11.7	82,474.68	13.0	GROCERIES	398,134.14	13.5	306,178.38	11.0
62,369.74	9.7	62,442.32	9.8	MEAT SEAFOOD EGGS CHEESE	317,979.66	10.8	270,524.59	9.7
27,321.14	4.2	25,647.38	4.0	PRODUCE	137,528.57	4.7	111,401.04	4.0
15.80				MISC PRODUCT	126.40		47.72	
				SPECIAL FUNCTIONS	16.30			
4.84		10.44		MERCHANDISE REGULAR	2,455.25	0.1	(1,300.05)	
				CIGARETTES	3.57			
				MISCELLANEOUS VENDING	0.02			
380.14	0.1	207.66		SUNDRIES	1,268.02		1,120.01	
				STAMPS			342.00	
(3,077.31)	0.5	(2,575.55)	0.4	DISCOUNTS	(13,537.32)	0.5	(10,660.38)	0.4
237,646.27	**36.9**	**227,202.20**	**35.7**	**TOTAL PRODUCT**	**1,157,073.82**	**39.2**	**961,745.85**	**34.6**
				LABOR				
188,716.76	29.3	173,247.97	27.2	WAGES	945,936.77	32.1	859,107.79	30.9
43,673.40	6.8	42,947.71	6.8	BENEFITS & PAYROLL TAXES	243,837.18	8.3	248,604.67	8.9
7,588.39	1.2	9,248.01	1.5	WAGE ACCRUALS	41,860.09	1.4	47,461.75	1.7
239,978.55	**37.3**	**225,443.69**	**35.4**	**TOTAL LABOR**	**1,231,634.04**	**41.7**	**1,155,174.21**	**41.5**
				CONTROLLABLES				
6,028.28	0.9	5,045.08	0.8	CLEANING SUPPLIES	24,684.24	0.8	23,954.26	0.9
15,011.48	2.3	11,153.96	1.8	PAPER/PLASTIC	66,642.62	2.3	81,025.52	2.9
166.26		147.75		KITCHEN FUEL	331.74		268.96	
646.78	0.1	644.17	0.1	EQUIPMENT RENTAL	3,770.98	0.1	5,350.27	0.2
2,953.91	0.5	2,898.27	0.5	PROMOTIONS	14,675.23	0.5	13,377.41	0.5
				MERCHANDISING / DECOR	125.37			
577.13	0.1	1,270.30	0.2	SMALL EQUIPMENT	18,125.12	0.6	7,079.78	0.3
				BUS. DUES AND MEMBERSHIP	1,139.00		750.00	
374.52	0.1	253.62		VEHICLE EXPENSE	2,333.52	0.1	1,911.16	0.1
511.33	0.1	508.00	0.1	TELEPHONE	2,902.44	0.1	3,156.32	0.1
1,848.21	0.3	1,827.80	0.3	UNIFORMS	21,442.78	0.7	23,121.85	0.8
1,742.42	0.3	50.00		MAINTENANCE & REPAIR	6,402.82	0.2	22,832.31	0.8
75.50				SUBSCRIP-SNGL PUBLICATION	75.50			

OPERATING STATEMENT
TRUMAN STATE
TOTAL SHEET

ISSUE DATE: 12/07/2022 **PAGE:** 3
REPORT MONTH: 11/01/2022 **THRU** 11/30/2022
OPERATING MONTH : NOVEMBER
DAYS THIS MONTH : 30
MONTHS YTD: 06

NOVEMBER AMOUNT	%	THIS PERIOD LAST YEAR AMOUNT	%	DESCRIPTION	THIS YEAR YEAR-TO-DATE AMOUNT	%	LAST YEAR YEAR-TO-DATE AMOUNT	%
870.16	0.1	168.59		DELIVERY	3,085.21	0.1	908.36	
		100.00		FLOWERS	284.00		615.00	
35.00				MEAL PLAN BONUS EXPENSE	544.50			
64.00		8.00		TRAINING	3,074.00	0.1	3,989.00	0.1
23.60		442.54	0.1	PRINTED MATERIALS	4,297.16	0.1	3,767.24	0.1
262.40		323.68	0.1	FREIGHT	1,572.22	0.1	2,213.16	0.1
3,080.10	0.5	4,186.75	0.7	MISCELLANEOUS	15,982.36	0.5	37,167.84	1.3
				PROFESSIONAL FEES	62.97			
188.50		184.50		CONSULTING FEES	1,131.00		1,107.00	
260.00		260.00		WEB HOSTING SERVICE	1,560.00	0.1	1,560.00	0.1
				MARKETING MATERIALS	1,954.80	0.1	543.41	
66.84				LAUNDRY SUPPLIES	135.18		37.78	
835.00	0.1			SIGNAGE	2,275.00	0.1		
1,012.71	0.2	1,012.71	0.2	EXTERMINATING	6,278.96	0.2	6,224.98	0.2
2,097.75	0.3	2,018.97	0.3	CREDIT CARD DISCOUNT FEES	8,538.21	0.3	8,200.04	0.3
38,731.88	**6.0**	**32,504.69**	**5.1**	**TOTAL CONTROLLABLES**	**213,426.93**	**7.2**	**249,161.65**	**9.0**
				NON-CONTROLLABLES				
267.30		416.94	0.1	AMORTIZATION-DEPRECIATION	1,630.62	0.1	2,569.52	0.1
6,859.43	1.1	6,062.04	1.0	INSURANCE	36,181.24	1.2	30,987.72	1.1
296.84				MISCELLANEOUS EXPENSE	1,238.04			
12,362.70	1.9	12,362.70	1.9	COMMISSIONS PAYABLE	75,412.47	2.6	75,412.47	2.7
1,571.97	0.2	1,701.13	0.3	EINSTEIN BROS BAGELS ROYA	5,899.11	0.2	6,614.50	0.2
1,258.83	0.2	1,136.02	0.2	TAXES, LICENSE & FEES	8,433.38	0.3	8,063.83	0.3
				GROSS RECEIPTS TAX	1,220.94		1,323.74	
908.68	0.1	907.61	0.1	VEHICLE DEPR. & EXPENSE	5,539.65	0.2	5,519.77	0.2
6,025.32	0.9	6,370.18	1.0	CHICK-FIL-A ROYALTIES	24,006.78	0.8	25,147.62	0.9
22,545.28	3.5	22,299.35	3.5	PRE-SPLIT CONTRIBUTION	103,256.04	3.5	97,436.82	3.5
4,595.23	0.7	2,965.84	0.5	SYSTEMS SUPPORT	19,269.33	0.7	14,811.69	0.5
56,691.58	**8.8**	**54,221.81**	**8.5**	**TOTAL NON-CONTROLLABLES**	**282,087.60**	**9.6**	**267,887.68**	**9.6**
573,048.28	**89.0**	**539,372.39**	**84.8**	**TOTAL OPERATING EXPENSES**	**2,884,222.39**	**97.7**	**2,633,969.39**	**94.6**

OPERATING STATEMENT
TRUMAN STATES
TOTAL SHEET

ISSUE DATE: 12/07/2022 **PAGE:** 4
REPORT MONTH:11/01/2022 **THRU** 11/30/2022
OPERATING MONTH : NOVEMBER
DAYS THIS MONTH : 30
MONTHS YTD: 06

NOVEMBER AMOUNT	%	THIS PERIOD LAST YEAR AMOUNT	%	DESCRIPTION	THIS YEAR YEAR-TO-DATE AMOUNT	%	LAST YEAR YEAR-TO-DATE AMOUNT	%
71,102.66	**11.0**	**97,752.07**	**15.4**	**EXCESS OR (DEFICIT)**	**65,950.33**	**2.2**	**149,939.76**	**5.4**
39,796.59	6.2	5,429.02	0.9	PARTICIPATION-CONTRACTOR				
31,306.07	**4.9**	**92,323.05**	**14.5**	**NET EXCESS OR (DEFICIT)**	**65,950.33**	**2.2**	**149,939.76**	**5.4**
				STATISTICS				
1,446.00		1,934.00		CUSTOMER COUNT	6,893.00		7,206.00	

*** HISTORICAL FINANCIAL DATA IN THE YTD, PRIOR YTD, OR PRIOR PERIOD COLUMNS MAY CONTAIN A COMBINATION OF PERIOD AND MONTHLY RESULTS ***

Truman State University

Transaction Counts

Weekly Transaction Counts

11/01/2022 at 02:44 AM through 11/30/2022 at 02:43 AM

Plan ID Plan Name	Service Periods LUNCH	ONT	BRKF	BREAK	EARLY	AFTER	DINNER	LATE	Plan Totals
Unit ID: 9999, All Terminals									
Plan #110 - 21 Meal Plan + $75.00 DD	2,766	0		799	0	627	2,775	531	7,498
	2,764.00	0.00		799.00	0.00	619.00	2,751.00	483.00	7,416.00
Plan #111 - 18 Meal + $125.00 DD	4,127	0		826	0	739	4,110	712	10,514
	4,121.00	0.00		824.00	0.00	739.00	4,100.00	694.00	10,478.00
Plan #112 - 15 Meal + $225.00 D	13,207	0		2,435	0	2,899	12,077	2,089	32,707
	13,153.00	0.00		2,423.00	0.00	2,891.00	12,041.00	2,053.00	32,561.00
Plan #113 - 12 Meal + $125.00 D	945	0		162	0	220	803	92	2,222
	945.00	0.00		162.00	0.00	218.00	803.00	90.00	2,218.00
Plan #114 - 150 Board + $275 Dining	634	0		122	0	144	536	58	1,494
	634.00	0.00		122.00	0.00	144.00	534.00	58.00	1,492.00
Plan #121 - Off Campus18 Meal + $125.0	194	0		39	0	38	167	9	447
	194.00	0.00		39.00	0.00	38.00	167.00	9.00	447.00
Plan #122 - Off Campus15 Meal + $225.0	929	0		227	0	221	791	85	2,253
	923.00	0.00		227.00	0.00	221.00	783.00	83.00	2,237.00
Plan #123 - Off Campus12Meal + $125.0(	720	0		133	0	175	488	66	1,582
	720.00	0.00		133.00	0.00	175.00	486.00	66.00	1,580.00
Plan #124 - Off Campus150 Board + $275	314	0		29	0	82	154	19	598
	314.00	0.00		29.00	0.00	82.00	154.00	19.00	598.00
Plan #125 - Off Campus Flex Plan 50 + $5	662	0		87	0	104	231	22	1,106
	662.00	0.00		87.00	0.00	104.00	231.00	22.00	1,106.00
Plan #126 - Off Campus Flex Plan 75 + $5	1,088	0		160	2	213	497	27	1,987
	1,088.00	0.00		160.00	2.00	213.00	495.00	27.00	1,985.00
	25,586	0		5,019	2	5,462	22,629	3,710	62,408
Period Totals:	25,518.00	0.00		5,005.00	2.00	5,444.00	22,545.00	3,604.00	62,118.00

Truman State University

Transaction Counts

Weekly Transaction Counts by halls

11/01/2022 at 01:44 AM through 11/30/2022 at 01:43 AM

Plan ID Plan Name	Service Periods LUNCH	INT BRKF	BREAK	EARLY	AFTER	DINNER	LATE	Plan Totals
Unit ID: 1, Ryle Hall								
Plan #110 - 21 Meal Plan + $75.00 DD	742 742.00	0 0.00	301 301.00	0 0.00	2 2.00	803 803.00	0 0.00	1,848 1,848.00
Plan #111 - 18 Meal + $125.00 DD	1,024 1,024.00	0 0.00	381 381.00	0 0.00	0 0.00	1,127 1,127.00	0 0.00	2,532 2,532.00
Plan #112 - 15 Meal + $225.00 D	2,925 2,925.00	0 0.00	602 602.00	0 0.00	2 2.00	2,935 2,935.00	0 0.00	6,464 6,464.00
Plan #113 - 12 Meal + $125.00 D	170 170.00	0 0.00	21 21.00	0 0.00	1 1.00	195 195.00	0 0.00	387 387.00
Plan #114 - 150 Board + $275 Dining	102 102.00	0 0.00	29 29.00	0 0.00	1 1.00	147 147.00	0 0.00	279 279.00
Plan #121 - Off Campus18 Meal + $125.0	23 23.00	0 0.00	3 3.00	0 0.00	0 0.00	24 24.00	0 0.00	50 50.00
Plan #122 - Off Campus15 Meal + $225.0	148 148.00	0 0.00	75 75.00	0 0.00	0 0.00	139 139.00	0 0.00	362 362.00
Plan #123 - Off Campus12Meal + $125.0(	174 174.00	0 0.00	7 7.00	0 0.00	0 0.00	114 114.00	0 0.00	295 295.00
Plan #124 - Off Campus150 Board + $275	24 24.00	0 0.00	1 1.00	0 0.00	0 0.00	22 22.00	0 0.00	47 47.00
Plan #125 - Off Campus Flex Plan 50 + $5	114 114.00	0 0.00	27 27.00	0 0.00	0 0.00	33 33.00	0 0.00	174 174.00
Plan #126 - Off Campus Flex Plan 75 + $5	178 178.00	0 0.00	44 44.00	2 2.00	1 1.00	127 127.00	0 0.00	352 352.00
Period Totals:	5,624 5,624.00	0 0.00	1,491 1,491.00	2 2.00	7 7.00	5,666 5,666.00	0 0.00	12,790 12,790.00
Unit ID: 10, Missouri Hall								
Plan #110 - 21 Meal Plan + $75.00 DD	500 500.00	0 0.00	264 264.00	0 0.00	2 2.00	392 392.00	0 0.00	1,158 1,158.00
Plan #111 - 18 Meal + $125.00 DD	652 652.00	0 0.00	112 112.00	0 0.00	6 6.00	616 616.00	0 0.00	1,386 1,386.00
Plan #112 - 15 Meal + $225.00 D	1,898 1,898.00	0 0.00	341 341.00	0 0.00	58 58.00	1,978 1,978.00	0 0.00	4,275 4,275.00
Plan #113 - 12 Meal + $125.00 D	162 162.00	0 0.00	6 6.00	0 0.00	6 6.00	141 141.00	0 0.00	315 315.00
Plan #114 - 150 Board + $275 Dining	105 105.00	0 0.00	31 31.00	0 0.00	0 0.00	85 85.00	0 0.00	221 221.00
Plan #121 - Off Campus18 Meal + $125.0	51 51.00	0 0.00	24 24.00	0 0.00	0 0.00	39 39.00	0 0.00	114 114.00
Plan #122 - Off Campus15 Meal + $225.0	197 197.00	0 0.00	41 41.00	0 0.00	2 2.00	183 183.00	0 0.00	423 423.00
Plan #123 - Off Campus12Meal + $125.0(	142 142.00	0 0.00	30 30.00	0 0.00	1 1.00	50 50.00	0 0.00	223 223.00
Plan #124 - Off Campus150 Board + $275	43 43.00	0 0.00	0 0.00	0 0.00	0 0.00	15 15.00	0 0.00	58 58.00
Plan #125 - Off Campus Flex Plan 50 + $5	133 133.00	0 0.00	9 9.00	0 0.00	0 0.00	26 26.00	0 0.00	168 168.00
Plan #126 - Off Campus Flex Plan 75 + $5	143 143.00	0 0.00	0 0.00	0 0.00	0 0.00	66 66.00	0 0.00	209 209.00
Period Totals:	4,026 4,026.00	0 0.00	858 858.00	0 0.00	75 75.00	3,591 3,591.00	0 0.00	8,550 8,550.00

Truman State University

Transaction Counts

Weekly Transaction Counts by Micros

11/01/2022 at 01:44 AM through 11/30/2022 at 01:43 AM

Plan ID Plan Name	Service Periods LUNCH	INT BRKF	BREAK	EARLY	AFTER	DINNER	LATE	Plan Totals
Dobson CStore								
Plan #110 - 21 Meal Plan + $75.00 DD	243	0	80	0	155	431	300	1,209
	243.00	0.00	80.00	0.00	155.00	409.00	266.00	1,153.00
Plan #111 - 18 Meal + $125.00 DD	380	0	56	0	228	620	478	1,762
	380.00	0.00	56.00	0.00	228.00	614.00	462.00	1,740.00
Plan #112 - 15 Meal + $225.00 D	1,473	0	318	0	755	2,002	1,066	5,614
	1,451.00	0.00	318.00	0.00	751.00	1,996.00	1,036.00	5,552.00
Plan #113 - 12 Meal + $125.00 D	148	0	40	0	57	99	64	408
	148.00	0.00	40.00	0.00	57.00	99.00	62.00	406.00
Plan #114 - 150 Board + $275 Dining	31	0	4	0	15	48	19	117
	31.00	0.00	4.00	0.00	15.00	48.00	19.00	117.00
Plan #121 - Off Campus18 Meal + $125.0	0	0	0	0	0	19	1	20
	0.00	0.00	0.00	0.00	0.00	19.00	1.00	20.00
Plan #122 - Off Campus15 Meal + $225.0	15	0	1	0	10	44	19	89
	13.00	0.00	1.00	0.00	10.00	44.00	19.00	87.00
Plan #123 - Off Campus12Meal + $125.0(	56	0	18	0	28	41	33	176
	56.00	0.00	18.00	0.00	28.00	41.00	33.00	176.00
Plan #124 - Off Campus150 Board + $275	1	0	0	0	1	3	8	13
	1.00	0.00	0.00	0.00	1.00	3.00	8.00	13.00
Plan #125 - Off Campus Flex Plan 50 + $5	8	0	0	0	1	6	7	22
	8.00	0.00	0.00	0.00	1.00	6.00	7.00	22.00
Plan #126 - Off Campus Flex Plan 75 + $5	26	0	9	0	7	33	3	78
	26.00	0.00	9.00	0.00	7.00	33.00	3.00	78.00
	2,381	0	526	0	1,257	3,346	1,998	9,508
Period Totals:	2,357.00	0.00	526.00	0.00	1,253.00	3,312.00	1,916.00	9,364.00
Unit ID: 3, Einsteins								
Plan #110 - 21 Meal Plan + $75.00 DD	217	0	85	0	34	9	0	345
	217.00	0.00	85.00	0.00	34.00	9.00	0.00	345.00
Plan #111 - 18 Meal + $125.00 DD	293	0	98	0	32	5	0	428
	291.00	0.00	98.00	0.00	32.00	5.00	0.00	426.00
Plan #112 - 15 Meal + $225.00 D	1,232	0	458	0	203	46	0	1,939
	1,232.00	0.00	450.00	0.00	203.00	46.00	0.00	1,931.00
Plan #113 - 12 Meal + $125.00 D	86	0	22	0	20	2	0	130
	86.00	0.00	22.00	0.00	20.00	2.00	0.00	130.00
Plan #114 - 150 Board + $275 Dining	54	0	16	0	18	5	0	93
	54.00	0.00	16.00	0.00	18.00	5.00	0.00	93.00
Plan #121 - Off Campus18 Meal + $125.0	15	0	12	0	9	0	0	36
	15.00	0.00	12.00	0.00	9.00	0.00	0.00	36.00
Plan #122 - Off Campus15 Meal + $225.0	79	0	64	0	18	9	0	170
	79.00	0.00	64.00	0.00	18.00	9.00	0.00	170.00
Plan #123 - Off Campus12Meal + $125.0(	45	0	53	0	12	0	0	110
	45.00	0.00	53.00	0.00	12.00	0.00	0.00	110.00
Plan #124 - Off Campus150 Board + $275	43	0	17	0	9	2	0	71
	43.00	0.00	17.00	0.00	9.00	2.00	0.00	71.00
Plan #125 - Off Campus Flex Plan 50 + $5	83	0	20	0	13	1	0	117
	83.00	0.00	20.00	0.00	13.00	1.00	0.00	117.00
Plan #126 - Off Campus Flex Plan 75 + $5	158	0	54	0	12	2	0	226
	158.00	0.00	54.00	0.00	12.00	2.00	0.00	226.00
	2,305	0	899	0	380	81	0	3,665
Period Totals:	2,303.00	0.00	891.00	0.00	380.00	81.00	0.00	3,655.00
Unit ID: 16, Main Street 04 3700								
Plan #110 - 21 Meal Plan + $75.00 DD	137	0	0	0	45	235	14	431
	137.00	0.00	0.00	0.00	45.00	235.00	14.00	431.00
Plan #111 - 18 Meal + $125.00 DD	249	0	0	0	44	378	8	679
	249.00	0.00	0.00	0.00	44.00	378.00	8.00	679.00

Truman State University

Transaction Counts

Weekly Transaction Counts by Micros

11/01/2022 at 01:44 AM through 11/30/2022 at 01:43 AM

Plan ID Plan Name	Service Periods LUNCH	INT BRKF	BREAK	EARLY	AFTER	DINNER	LATE	Plan Totals
Plan #112 - 15 Meal + $225.00 D	745 745.00	0 0.00	0 0.00	0 0.00	166 166.00	935 933.00	32 28.00	1,878 1,872.00
Plan #113 - 12 Meal + $125.00 D	51 51.00	0 0.00	0 0.00	0 0.00	8 8.00	50 50.00	0 0.00	109 109.00
Plan #114 - 150 Board + $275 Dining	38 38.00	0 0.00	0 0.00	0 0.00	9 9.00	48 48.00	2 2.00	97 97.00
Plan #121 - Off Campus18 Meal + $125.0	18 18.00	0 0.00	0 0.00	0 0.00	5 5.00	23 23.00	0 0.00	46 46.00
Plan #122 - Off Campus15 Meal + $225.0	58 58.00	0 0.00	0 0.00	0 0.00	25 25.00	89 89.00	2 2.00	174 174.00
Plan #123 - Off Campus12Meal + $125.0(	46 46.00	0 0.00	0 0.00	0 0.00	13 13.00	67 67.00	0 0.00	126 126.00
Plan #124 - Off Campus150 Board + $275	22 22.00	0 0.00	0 0.00	0 0.00	15 15.00	28 28.00	0 0.00	65 65.00
Plan #125 - Off Campus Flex Plan 50 + $5	62 62.00	0 0.00	0 0.00	0 0.00	13 13.00	39 39.00	0 0.00	114 114.00
Plan #126 - Off Campus Flex Plan 75 + $5	80 80.00	0 0.00	0 0.00	0 0.00	20 20.00	87 87.00	0 0.00	187 187.00
	1,506	0	0	0	363	1,979	58	3,906
Period Totals:	1,506.00	0.00	0.00	0.00	363.00	1,977.00	54.00	3,900.00
Unit ID: 17, Main Street 05 3700								
Plan #110 - 21 Meal Plan + $75.00 DD	436 434.00	0 0.00	0 0.00	0 0.00	85 77.00	115 115.00	15 15.00	651 641.00
Plan #111 - 18 Meal + $125.00 DD	692 690.00	0 0.00	0 0.00	0 0.00	148 148.00	196 192.00	19 19.00	1,055 1,049.00
Plan #112 - 15 Meal + $225.00 D	1,992 1,966.00	0 0.00	0 0.00	0 0.00	478 478.00	565 563.00	47 45.00	3,082 3,052.00
Plan #113 - 12 Meal + $125.00 D	103 103.00	0 0.00	0 0.00	0 0.00	28 26.00	36 36.00	2 2.00	169 167.00
Plan #114 - 150 Board + $275 Dining	114 114.00	0 0.00	0 0.00	0 0.00	39 39.00	31 31.00	5 5.00	189 189.00
Plan #121 - Off Campus18 Meal + $125.0	31 31.00	0 0.00	0 0.00	0 0.00	13 13.00	6 6.00	0 0.00	50 50.00
Plan #122 - Off Campus15 Meal + $225.0	188 186.00	0 0.00	0 0.00	0 0.00	70 70.00	83 75.00	13 13.00	354 344.00
Plan #123 - Off Campus12Meal + $125.0(	132 132.00	0 0.00	0 0.00	0 0.00	41 41.00	54 54.00	5 5.00	232 232.00
Plan #124 - Off Campus150 Board + $275	85 85.00	0 0.00	0 0.00	0 0.00	22 22.00	21 21.00	1 1.00	129 129.00
Plan #125 - Off Campus Flex Plan 50 + $5	126 126.00	0 0.00	0 0.00	0 0.00	34 34.00	14 14.00	6 6.00	180 180.00
Plan #126 - Off Campus Flex Plan 75 + $5	260 260.00	0 0.00	0 0.00	0 0.00	85 85.00	24 22.00	7 7.00	376 374.00
	4,159	0	0	0	1,043	1,145	120	6,467
Period Totals:	4,127.00	0.00	0.00	0.00	1,033.00	1,129.00	118.00	6,407.00
Unit ID: 18, Main Street 06 3700								
Plan #110 - 21 Meal Plan + $75.00 DD	221 221.00	0 0.00	0 0.00	0 0.00	66 66.00	459 459.00	38 34.00	784 780.00
Plan #111 - 18 Meal + $125.00 DD	409 409.00	0 0.00	0 0.00	0 0.00	99 99.00	704 704.00	37 35.00	1,249 1,247.00
Plan #112 - 15 Meal + $225.00 D	1,170 1,166.00	0 0.00	0 0.00	0 0.00	357 355.00	1,844 1,818.00	117 117.00	3,488 3,456.00
Plan #113 - 12 Meal + $125.00 D	66 66.00	0 0.00	0 0.00	0 0.00	24 24.00	131 131.00	3 3.00	224 224.00

Truman State University

Transaction Counts

Weekly Transaction Counts by Micros

11/01/2022 at 01:44 AM through 11/30/2022 at 01:43 AM

Plan ID Plan Name	Service Periods LUNCH	ONT BRKF	BREAK	EARLY	AFTER	DINNER	LATE	Plan Totals
Plan #114 - 150 Board + $275 Dining	86 86.00	0 0.00	0 0.00	0 0.00	23 23.00	105 103.00	5 5.00	219 217.00
Plan #121 - Off Campus18 Meal + $125.0	21 21.00	0 0.00	0 0.00	0 0.00	2 2.00	33 33.00	2 2.00	58 58.00
Plan #122 - Off Campus15 Meal + $225.0	113 113.00	0 0.00	0 0.00	0 0.00	34 34.00	174 174.00	12 10.00	333 331.00
Plan #123 - Off Campus12Meal + $125.0(	61 61.00	0 0.00	0 0.00	0 0.00	43 43.00	122 120.00	7 7.00	233 231.00
Plan #124 - Off Campus150 Board + $275	49 49.00	0 0.00	0 0.00	0 0.00	22 22.00	43 43.00	3 3.00	117 117.00
Plan #125 - Off Campus Flex Plan 50 + $5	67 67.00	0 0.00	0 0.00	0 0.00	16 16.00	91 91.00	0 0.00	174 174.00
Plan #126 - Off Campus Flex Plan 75 + $5	118 118.00	0 0.00	0 0.00	0 0.00	37 37.00	106 106.00	8 8.00	269 269.00
	2,381	0	0	0	723	3,812	232	7,148
Period Totals:	2,377.00	0.00	0.00	0.00	721.00	3,782.00	224.00	7,104.00

West Campus CStore

Plan #110 - 21 Meal Plan + $75.00 DD	113 113.00	0 0.00	9 9.00	0 0.00	156 156.00	241 241.00	109 109.00	628 628.00
Plan #111 - 18 Meal + $125.00 DD	205 205.00	0 0.00	44 44.00	0 0.00	90 90.00	376 376.00	146 146.00	861 861.00
Plan #112 - 15 Meal + $225.00 D	942 942.00	0 0.00	247 247.00	0 0.00	469 469.00	1,358 1,358.00	685 685.00	3,701 3,701.00
Plan #113 - 12 Meal + $125.00 D	102 102.00	0 0.00	25 25.00	0 0.00	57 57.00	122 122.00	19 19.00	325 325.00
Plan #114 - 150 Board + $275 Dining	38 38.00	0 0.00	17 17.00	0 0.00	9 9.00	33 33.00	23 23.00	120 120.00
Plan #121 - Off Campus18 Meal + $125.0	6 6.00	0 0.00	0 0.00	0 0.00	1 1.00	18 18.00	0 0.00	25 25.00
Plan #122 - Off Campus15 Meal + $225.0	45 45.00	0 0.00	12 12.00	0 0.00	46 46.00	56 56.00	36 36.00	195 195.00
Plan #123 - Off Campus12Meal + $125.0(	32 32.00	0 0.00	6 6.00	0 0.00	27 27.00	27 27.00	17 17.00	109 109.00
Plan #124 - Off Campus150 Board + $275	9 9.00	0 0.00	0 0.00	0 0.00	2 2.00	2 2.00	2 2.00	15 15.00
Plan #125 - Off Campus Flex Plan 50 + $5	3 3.00	0 0.00	2 2.00	0 0.00	3 3.00	2 2.00	2 2.00	12 12.00
Plan #126 - Off Campus Flex Plan 75 + $5	4 4.00	0 0.00	4 4.00	0 0.00	10 10.00	23 23.00	4 4.00	45 45.00
	1,499	0	366	0	870	2,258	1,043	6,036
Period Totals:	1,499.00	0.00	366.00	0.00	870.00	2,258.00	1,043.00	6,036.00

Unit ID: 23, Starbucks

Plan #110 - 21 Meal Plan + $75.00 DD	157 157.00	0 0.00	60 60.00	0 0.00	82 82.00	90 88.00	55 45.00	444 432.00
Plan #111 - 18 Meal + $125.00 DD	223 221.00	0 0.00	135 133.00	0 0.00	92 92.00	88 88.00	24 24.00	562 558.00
Plan #112 - 15 Meal + $225.00 D	830 828.00	0 0.00	469 465.00	0 0.00	411 409.00	414 414.00	142 142.00	2,266 2,258.00
Plan #113 - 12 Meal + $125.00 D	57 57.00	0 0.00	48 48.00	0 0.00	19 19.00	27 27.00	4 4.00	155 155.00
Plan #114 - 150 Board + $275 Dining	66 66.00	0 0.00	25 25.00	0 0.00	30 30.00	34 34.00	4 4.00	159 159.00
Plan #121 - Off Campus18 Meal + $125.0	29 29.00	0 0.00	0 0.00	0 0.00	8 8.00	5 5.00	6 6.00	48 48.00

Truman State University

Transaction Counts

Weekly Transaction Counts by Micros

11/01/2022 at 01:44 AM through 11/30/2022 at 01:43 AM

Plan ID Plan Name	Service Periods LUNCH	)NT BRKF	BREAK	EARLY	AFTER	DINNER	LATE	Plan Totals
Plan #122 - Off Campus15 Meal + $225.0	86 84.00	0 0.00	34 34.00	0 0.00	16 16.00	14 14.00	3 3.00	153 151.00
Plan #123 - Off Campus12Meal + $125.0(	32 32.00	0 0.00	19 19.00	0 0.00	10 10.00	13 13.00	4 4.00	78 78.00
Plan #124 - Off Campus150 Board + $275	38 38.00	0 0.00	11 11.00	0 0.00	11 11.00	18 18.00	5 5.00	83 83.00
Plan #125 - Off Campus Flex Plan 50 + $5	66 66.00	0 0.00	29 29.00	0 0.00	24 24.00	19 19.00	7 7.00	145 145.00
Plan #126 - Off Campus Flex Plan 75 + $5	121 121.00	0 0.00	49 49.00	0 0.00	41 41.00	29 29.00	5 5.00	245 245.00
	1,705	0	879	0	744	751	259	4,338
Period Totals:	1,699.00	0.00	873.00	0.00	742.00	749.00	249.00	4,312.00

OPERATING STATEMENT
TRUMAN STATE
TOTAL SHEET

ISSUE DATE: 01/05/2023 **PAGE:** 1
REPORT MONTH:12/01/2022 **THRU** 12/31/2022
OPERATING MONTH : DECEMBER
DAYS THIS MONTH : 31
MONTHS YTD: 07

DECEMBER AMOUNT	%	THIS PERIOD LAST YEAR AMOUNT	%	DESCRIPTION	THIS YEAR YEAR-TO-DATE AMOUNT	%	LAST YEAR YEAR-TO-DATE AMOUNT	%
				SALES				
				DECLINING BALANCE BOARD	(3.35)		8.74	
(15,156.85)	3.4	(14,341.30)	3.2	HISSHO SUSHI	(85,715.75)	2.5	(80,681.70)	2.5
1,526.61	0.3	2,598.01	0.6	HISSHO SUSHI MANDATORY BO	8,681.14	0.3	14,197.11	0.4
13.56				VOLUNTARY BOARD-EINSTEIN'	16.65			
3,512.21	0.8	4,145.99	0.9	DECLINING BALANCE-EINSTEI	19,060.57	0.6	25,528.63	0.8
282,613.28	64.3	285,288.56	62.9	MANDATORY BOARD	2,315,433.38	68.3	2,201,085.18	68.0
35,754.20	8.1	49,018.51	10.8	VOLUNTARY BOARD	254,849.41	7.5	316,937.94	9.8
11,295.56	2.6	11,667.29	2.6	CHICK-FIL-A	87,350.87	2.6	125,051.06	3.9
33,407.04	7.6	37,597.92	8.3	CHICK-FIL-A MANDATORY BOA	197,419.52	5.8	175,690.35	5.4
1,654.49	0.4	1,696.60	0.4	FOOD MISCELLANEOUS	14,311.25	0.4	5,041.83	0.2
1,791.73	0.4	1,468.47	0.3	BANQUET & CATERING	11,313.12	0.3	3,739.78	0.1
29,467.97	6.7	17,668.14	3.9	BANQUET & CATERING-NON TA	233,407.72	6.9	150,810.18	4.7
(233.75)	0.1	(135.60)		CONTRA SALE MEAL PLAN BON	(4,635.79)	0.1	(5,344.35)	0.2
				SUBWAY			346.37	
5,270.03	1.2	6,217.64	1.4	EINSTEIN BROS BAGELS	43,035.73	1.3	43,326.04	1.3
11,816.56	2.7	16,162.06	3.6	EINSTEIN BROS BAGELS MAND	65,756.07	1.9	77,934.59	2.4
16.17				STARBUCKS	16.17			
11,860.79	2.7	10,259.22	2.3	MEIN BOWL	73,961.75	2.2	62,606.97	1.9
9,439.68	2.1	9,226.72	2.0	MEIN BOWL BOARD	47,679.78	1.4	48,154.84	1.5
14,414.48	3.3	14,293.19	3.2	SNACK BAR	102,191.40	3.0	64,238.52	2.0
989.64	0.2	607.30	0.1	A LA CART CAFE	12,239.47	0.4	7,700.76	0.2
				JAMBA JUICE	(5,713.51)	0.2		
439,453.40	**100.0**	**453,438.72**	**100.0**	**TOTAL SALES**	**3,390,655.60**	**100.0**	**3,236,372.84**	**100.0**
1,575.00	0.4	157.00		MISCELLANEOUS	545.52		428.28	
				OTHER REVENUE-OVER/SHORT			703.75	
441,028.40	**100.4**	**453,595.72**	**100.0**	**TOTAL SALES AND REVENUE**	**3,391,201.12**	**100.0**	**3,237,504.87**	**100.0**
				PRODUCT				
10,320.43	2.3	10,908.86	2.4	BAKED GOODS	78,354.85	2.3	74,488.09	2.3
36,464.19	8.3	36,251.16	8.0	BEVERAGE	213,103.78	6.3	207,680.49	6.4

OPERATING STATEMENT
TRUMAN STATE
TOTAL SHEET

ISSUE DATE: 01/05/2023 **PAGE:** 2
REPORT MONTH:12/01/2022 **THRU** 12/31/2022
OPERATING MONTH : DECEMBER
DAYS THIS MONTH : 31
MONTHS YTD: 07

DECEMBER AMOUNT	%	THIS PERIOD LAST YEAR AMOUNT	%	DESCRIPTION	THIS YEAR YEAR-TO-DATE AMOUNT	%	LAST YEAR YEAR-TO-DATE AMOUNT	%
8,949.81	2.0	13,061.73	2.9	MILK & ICE CREAM	77,375.01	2.3	62,145.71	1.9
72,951.11	16.6	58,070.81	12.8	GROCERIES	471,085.25	13.9	364,249.19	11.3
37,384.36	8.5	41,344.78	9.1	MEAT SEAFOOD EGGS CHEESE	355,364.02	10.5	311,869.37	9.6
17,094.09	3.9	15,328.56	3.4	PRODUCE	154,622.66	4.6	126,729.60	3.9
				MISC PRODUCT	126.40		47.72	
(1.26)				SPECIAL FUNCTIONS	15.04			
45.46		(15.92)		MERCHANDISE REGULAR	2,500.71	0.1	(1,315.97)	
				CIGARETTES	3.57			
				MISCELLANEOUS VENDING	0.02			
134.16		206.15		SUNDRIES	1,402.18		1,326.16	
				STAMPS			342.00	
(3,069.62)	0.7	(2,858.86)	0.6	DISCOUNTS	(16,606.94)	0.5	(13,519.24)	0.4
180,272.73	**41.0**	**172,297.27**	**38.0**	**TOTAL PRODUCT**	**1,337,346.55**	**39.4**	**1,134,043.12**	**35.0**
				LABOR				
129,359.47	29.4	151,436.62	33.4	WAGES	1,075,296.24	31.7	1,010,544.41	31.2
35,383.10	8.1	38,079.56	8.4	BENEFITS & PAYROLL TAXES	279,220.28	8.2	286,684.23	8.9
8,097.88	1.8	9,262.02	2.0	WAGE ACCRUALS	49,957.97	1.5	56,723.77	1.8
172,840.45	**39.3**	**198,778.20**	**43.8**	**TOTAL LABOR**	**1,404,474.49**	**41.4**	**1,353,952.41**	**41.8**
				CONTROLLABLES				
3,458.31	0.8	3,738.41	0.8	CLEANING SUPPLIES	28,142.55	0.8	27,692.67	0.9
10,565.09	2.4	12,102.88	2.7	PAPER/PLASTIC	77,207.71	2.3	93,128.40	2.9
58.22		88.54		KITCHEN FUEL	389.96		357.50	
624.78	0.1	681.00	0.2	EQUIPMENT RENTAL	4,395.76	0.1	6,031.27	0.2
2,107.91	0.5	2,183.32	0.5	PROMOTIONS	16,783.14	0.5	15,560.73	0.5
				MERCHANDISING / DECOR	125.37			
255.10	0.1	1,372.87	0.3	SMALL EQUIPMENT	18,380.22	0.5	8,452.65	0.3
				BUS. DUES AND MEMBERSHIP	1,139.00		750.00	
319.82	0.1	79.89		VEHICLE EXPENSE	2,653.34	0.1	1,991.05	0.1
504.39	0.1	568.22	0.1	TELEPHONE	3,406.83	0.1	3,724.54	0.1
1,349.26	0.3	(835.17)	0.2	UNIFORMS	22,792.04	0.7	22,286.68	0.7
2,788.34	0.6	139.00		MAINTENANCE & REPAIR	9,191.16	0.3	22,971.31	0.7

OPERATING STATEMENT
TRUMAN STATE
TOTAL SHEET

ISSUE DATE: 01/05/2023 **PAGE:** 3
REPORT MONTH:12/01/2022 **THRU** 12/31/2022
OPERATING MONTH : DECEMBER
DAYS THIS MONTH : 31
MONTHS YTD: 07

DECEMBER AMOUNT	%	THIS PERIOD LAST YEAR AMOUNT	%	DESCRIPTION	THIS YEAR YEAR-TO-DATE AMOUNT	%	LAST YEAR YEAR-TO-DATE AMOUNT	%
75.00				SUBSCRIP-SNGL PUBLICATION	150.50			
91.81		229.69	0.1	DELIVERY	3,177.02	0.1	1,138.05	
42.00				FLOWERS	326.00		615.00	
35.00				MEAL PLAN BONUS EXPENSE	579.50			
28.00		61.00		TRAINING	3,102.00	0.1	4,050.00	0.1
189.72		1,266.71	0.3	PRINTED MATERIALS	4,486.88	0.1	5,033.95	0.2
138.08		192.56		FREIGHT	1,710.30	0.1	2,405.72	0.1
6,070.72	1.4	1,546.56	0.3	MISCELLANEOUS	22,053.08	0.7	38,714.40	1.2
				PROFESSIONAL FEES	62.97			
188.50		184.50		CONSULTING FEES	1,319.50		1,291.50	
260.00	0.1	260.00	0.1	WEB HOSTING SERVICE	1,820.00	0.1	1,820.00	0.1
				MARKETING MATERIALS	1,954.80	0.1	543.41	
135.18				LAUNDRY SUPPLIES	270.36		37.78	
		1,080.00	0.2	SIGNAGE	2,275.00	0.1	1,080.00	
1,012.71	0.2	1,012.71	0.2	EXTERMINATING	7,291.67	0.2	7,237.69	0.2
1,712.52	0.4	1,696.24	0.4	CREDIT CARD DISCOUNT FEES	10,250.73	0.3	9,896.28	0.3
694.25	0.2			OFFICE SUPPLIES & EXPENSE	694.25			
32,704.71	**7.4**	**27,648.93**	**6.1**	**TOTAL CONTROLLABLES**	**246,131.64**	**7.3**	**276,810.58**	**8.6**
				NON-CONTROLLABLES				
276.20	0.1	430.86	0.1	AMORTIZATION-DEPRECIATION	1,906.82	0.1	3,000.38	0.1
4,716.19	1.1	5,028.35	1.1	INSURANCE	40,897.43	1.2	36,016.07	1.1
266.07	0.1			MISCELLANEOUS EXPENSE	1,504.11			
12,774.79	2.9	12,774.79	2.8	COMMISSIONS PAYABLE	88,187.26	2.6	88,187.26	2.7
1,133.68	0.3	1,458.91	0.3	EINSTEIN BROS BAGELS ROYA	7,032.79	0.2	8,073.41	0.2
2,762.05	0.6	2,073.85	0.5	TAXES, LICENSE & FEES	11,195.43	0.3	10,137.68	0.3
				GROSS RECEIPTS TAX	1,220.94		1,323.74	
938.96	0.2	937.86	0.2	VEHICLE DEPR. & EXPENSE	6,478.61	0.2	6,457.63	0.2
4,470.26	1.0	4,926.52	1.1	CHICK-FIL-A ROYALTIES	28,477.04	0.8	30,074.14	0.9
15,436.00	3.5	15,875.85	3.5	PRE-SPLIT CONTRIBUTION	118,692.04	3.5	113,312.67	3.5
3,278.28	0.7	2,941.58	0.6	SYSTEMS SUPPORT	22,547.61	0.7	17,753.27	0.5
46,052.48	**10.5**	**46,448.57**	**10.2**	**TOTAL NON-CONTROLLABLES**	**328,140.08**	**9.7**	**314,336.25**	**9.7**

OPERATING STATEMENT
TRUMAN STATE
TOTAL SHEET

ISSUE DATE: 01/05/2023 **PAGE:** 4
REPORT MONTH:12/01/2022 **THRU** 12/31/2022
OPERATING MONTH : DECEMBER
DAYS THIS MONTH : 31
MONTHS YTD: 07

DECEMBER AMOUNT	%	THIS PERIOD LAST YEAR AMOUNT	%	DESCRIPTION	THIS YEAR YEAR-TO-DATE AMOUNT	%	LAST YEAR YEAR-TO-DATE AMOUNT	%
431,870.37	**98.3**	**445,172.97**	**98.2**	**TOTAL OPERATING EXPENSES**	**3,316,092.76**	**97.8**	**3,079,142.36**	**95.1**
9,158.03	**2.1**	**8,422.75**	**1.9**	**EXCESS OR (DEFICIT)**	**75,108.36**	**2.2**	**158,362.51**	**4.9**
9,158.03	**2.1**	**8,422.75**	**1.9**	**NET EXCESS OR (DEFICIT)**	**75,108.36**	**2.2**	**158,362.51**	**4.9**
				STATISTICS				
1,144.00		1,183.00		CUSTOMER COUNT	8,037.00		8,389.00	

*** HISTORICAL FINANCIAL DATA IN THE YTD, PRIOR YTD, OR PRIOR PERIOD COLUMNS MAY CONTAIN A COMBINATION OF PERIOD AND MONTHLY RESULTS ***

Truman State University

Transaction Counts

Weekly Transaction Counts

12/01/2022 at 02:44 AM through 12/31/2022 at 02:43 AM

Plan ID Plan Name	Service Periods LUNCH	)NT BRKF	BREAK	EARLY	AFTER	DINNER	LATE	Plan Totals
Unit ID: 9999, All Terminals								
Plan #110 - 21 Meal Plan + $75.00 DD	2,067	0	527	1	581	2,440	281	5,897
	2,043.00	0.00	521.00	1.00	577.00	2,418.00	275.00	5,835.00
Plan #111 - 18 Meal + $125.00 DD	3,175	0	577	0	753	3,185	514	8,204
	3,147.00	0.00	555.00	0.00	753.00	3,153.00	512.00	8,120.00
Plan #112 - 15 Meal + $225.00 D	9,667	0	1,644	0	2,862	9,738	1,669	25,580
	9,609.00	0.00	1,640.00	0.00	2,842.00	9,656.00	1,611.00	25,358.00
Plan #113 - 12 Meal + $125.00 D	684	0	118	0	210	675	102	1,789
	682.00	0.00	118.00	0.00	210.00	675.00	102.00	1,787.00
Plan #114 - 150 Board + $275 Dining	481	0	85	5	117	534	104	1,326
	479.00	0.00	85.00	5.00	115.00	532.00	104.00	1,320.00
Plan #121 - Off Campus18 Meal + $125.0	118	0	39	0	56	135	23	371
	118.00	0.00	39.00	0.00	56.00	135.00	23.00	371.00
Plan #122 - Off Campus15 Meal + $225.0	638	0	130	0	188	666	78	1,700
	634.00	0.00	130.00	0.00	186.00	656.00	78.00	1,684.00
Plan #123 - Off Campus12Meal + $125.0(	580	0	74	0	156	373	65	1,248
	564.00	0.00	74.00	0.00	156.00	363.00	65.00	1,222.00
Plan #124 - Off Campus150 Board + $275	327	0	34	0	72	158	21	612
	321.00	0.00	34.00	0.00	72.00	158.00	21.00	606.00
Plan #125 - Off Campus Flex Plan 50 + $5	459	0	95	0	148	279	26	1,007
	457.00	0.00	95.00	0.00	146.00	273.00	26.00	997.00
Plan #126 - Off Campus Flex Plan 75 + $5	843	0	166	0	280	510	27	1,826
	835.00	0.00	166.00	0.00	280.00	504.00	27.00	1,812.00
	19,039	0	3,489	6	5,423	18,693	2,910	49,560
Period Totals:	18,889.00	0.00	3,457.00	6.00	5,393.00	18,523.00	2,844.00	49,112.00

Truman State University

Transaction Counts

Weekly Transaction Counts by halls

12/01/2022 at 01:44 AM through 12/31/2022 at 01:43 AM

Plan ID Plan Name	Service Periods LUNCH	ONT BRKF	BREAK	EARLY	AFTER	DINNER	LATE	Plan Totals
Unit ID: 1, Ryle Hall								
Plan #110 - 21 Meal Plan + $75.00 DD	524	0	189	1	1	562	0	1,277
	524.00	0.00	189.00	1.00	1.00	562.00	0.00	1,277.00
Plan #111 - 18 Meal + $125.00 DD	693	0	215	0	1	713	0	1,622
	693.00	0.00	215.00	0.00	1.00	713.00	0.00	1,622.00
Plan #112 - 15 Meal + $225.00 D	1,988	0	414	0	1	2,037	0	4,440
	1,988.00	0.00	414.00	0.00	1.00	2,037.00	0.00	4,440.00
Plan #113 - 12 Meal + $125.00 D	129	0	21	0	0	133	0	283
	129.00	0.00	21.00	0.00	0.00	133.00	0.00	283.00
Plan #114 - 150 Board + $275 Dining	58	0	27	5	0	95	0	185
	58.00	0.00	27.00	5.00	0.00	95.00	0.00	185.00
Plan #121 - Off Campus18 Meal + $125.0	10	0	7	0	0	13	0	30
	10.00	0.00	7.00	0.00	0.00	13.00	0.00	30.00
Plan #122 - Off Campus15 Meal + $225.0	116	0	48	0	0	88	0	252
	116.00	0.00	48.00	0.00	0.00	88.00	0.00	252.00
Plan #123 - Off Campus12Meal + $125.0(	86	0	14	0	0	73	0	173
	86.00	0.00	14.00	0.00	0.00	73.00	0.00	173.00
Plan #124 - Off Campus150 Board + $275	10	0	0	0	0	23	0	33
	10.00	0.00	0.00	0.00	0.00	23.00	0.00	33.00
Plan #125 - Off Campus Flex Plan 50 + $5	46	0	10	0	0	29	0	85
	46.00	0.00	10.00	0.00	0.00	29.00	0.00	85.00
Plan #126 - Off Campus Flex Plan 75 + $5	82	0	23	0	1	80	0	186
	82.00	0.00	23.00	0.00	1.00	80.00	0.00	186.00
	3,742	0	968	6	4	3,846	0	8,566
Period Totals:	3,742.00	0.00	968.00	6.00	4.00	3,846.00	0.00	8,566.00
Unit ID: 10, Missouri Hall								
Plan #110 - 21 Meal Plan + $75.00 DD	304	0	167	0	0	253	0	724
	304.00	0.00	167.00	0.00	0.00	253.00	0.00	724.00
Plan #111 - 18 Meal + $125.00 DD	353	0	72	0	0	358	0	783
	353.00	0.00	72.00	0.00	0.00	358.00	0.00	783.00
Plan #112 - 15 Meal + $225.00 D	1,047	0	200	0	25	1,256	0	2,528
	1,047.00	0.00	200.00	0.00	25.00	1,256.00	0.00	2,528.00
Plan #113 - 12 Meal + $125.00 D	97	0	0	0	3	113	0	213
	97.00	0.00	0.00	0.00	3.00	113.00	0.00	213.00
Plan #114 - 150 Board + $275 Dining	50	0	9	0	0	48	0	107
	50.00	0.00	9.00	0.00	0.00	48.00	0.00	107.00
Plan #121 - Off Campus18 Meal + $125.0	23	0	10	0	0	31	0	64
	23.00	0.00	10.00	0.00	0.00	31.00	0.00	64.00
Plan #122 - Off Campus15 Meal + $225.0	100	0	15	0	1	121	0	237
	100.00	0.00	15.00	0.00	1.00	121.00	0.00	237.00
Plan #123 - Off Campus12Meal + $125.0(	81	0	18	0	0	34	0	133
	81.00	0.00	18.00	0.00	0.00	34.00	0.00	133.00
Plan #124 - Off Campus150 Board + $275	14	0	0	0	0	9	0	23
	14.00	0.00	0.00	0.00	0.00	9.00	0.00	23.00
Plan #125 - Off Campus Flex Plan 50 + $5	77	0	5	0	0	41	0	123
	77.00	0.00	5.00	0.00	0.00	41.00	0.00	123.00
Plan #126 - Off Campus Flex Plan 75 + $5	51	0	0	0	0	49	0	100
	51.00	0.00	0.00	0.00	0.00	49.00	0.00	100.00
	2,197	0	496	0	29	2,313	0	5,035
Period Totals:	2,197.00	0.00	496.00	0.00	29.00	2,313.00	0.00	5,035.00

Truman State University

Transaction Counts

Weekly Transaction Counts by Micros

12/01/2022 at 01:44 AM through 12/31/2022 at 01:43 AM

Plan ID Plan Name	LUNCH	JNT BRKF	BREAK	EARLY	AFTER	DINNER	LATE	Plan Totals
	Service Periods							
Dobson CStore								
Plan #110 - 21 Meal Plan + $75.00 DD	222	0	76	0	142	546	172	1,158
	206.00	0.00	76.00	0.00	142.00	530.00	168.00	1,122.00
Plan #111 - 18 Meal + $125.00 DD	422	0	73	0	208	599	288	1,590
	416.00	0.00	55.00	0.00	208.00	575.00	288.00	1,542.00
Plan #112 - 15 Meal + $225.00 D	1,079	0	226	0	714	1,979	875	4,873
	1,041.00	0.00	226.00	0.00	708.00	1,951.00	835.00	4,761.00
Plan #113 - 12 Meal + $125.00 D	116	0	23	0	82	97	58	376
	116.00	0.00	23.00	0.00	82.00	97.00	58.00	376.00
Plan #114 - 150 Board + $275 Dining	60	0	7	0	18	158	40	283
	60.00	0.00	7.00	0.00	18.00	156.00	40.00	281.00
Plan #121 - Off Campus18 Meal + $125.0	4	0	10	0	8	6	8	36
	4.00	0.00	10.00	0.00	8.00	6.00	8.00	36.00
Plan #122 - Off Campus15 Meal + $225.0	4	0	0	0	6	46	16	72
	4.00	0.00	0.00	0.00	6.00	46.00	16.00	72.00
Plan #123 - Off Campus12Meal + $125.0(	67	0	11	0	10	46	9	143
	67.00	0.00	11.00	0.00	10.00	46.00	9.00	143.00
Plan #124 - Off Campus150 Board + $275	0	0	4	0	2	19	18	43
	0.00	0.00	4.00	0.00	2.00	19.00	18.00	43.00
Plan #125 - Off Campus Flex Plan 50 + $5	15	0	1	0	8	8	6	38
	15.00	0.00	1.00	0.00	8.00	8.00	6.00	38.00
Plan #126 - Off Campus Flex Plan 75 + $5	66	0	30	0	53	59	1	209
	60.00	0.00	30.00	0.00	53.00	59.00	1.00	203.00
	2,055	0	461	0	1,251	3,563	1,491	8,821
Period Totals:	1,989.00	0.00	443.00	0.00	1,245.00	3,493.00	1,447.00	8,617.00
Unit ID: 3, Einsteins								
Plan #110 - 21 Meal Plan + $75.00 DD	144	0	44	0	42	19	0	249
	144.00	0.00	44.00	0.00	42.00	19.00	0.00	249.00
Plan #111 - 18 Meal + $125.00 DD	252	0	81	0	42	19	0	394
	242.00	0.00	81.00	0.00	42.00	19.00	0.00	384.00
Plan #112 - 15 Meal + $225.00 D	997	0	356	0	204	66	0	1,623
	997.00	0.00	356.00	0.00	202.00	64.00	0.00	1,619.00
Plan #113 - 12 Meal + $125.00 D	71	0	20	0	9	2	0	102
	69.00	0.00	20.00	0.00	9.00	2.00	0.00	100.00
Plan #114 - 150 Board + $275 Dining	49	0	13	0	11	1	0	74
	49.00	0.00	13.00	0.00	9.00	1.00	0.00	72.00
Plan #121 - Off Campus18 Meal + $125.0	7	0	5	0	4	0	0	16
	7.00	0.00	5.00	0.00	4.00	0.00	0.00	16.00
Plan #122 - Off Campus15 Meal + $225.0	67	0	50	0	19	3	0	139
	65.00	0.00	50.00	0.00	19.00	3.00	0.00	137.00
Plan #123 - Off Campus12Meal + $125.0(	30	0	19	0	16	0	0	65
	30.00	0.00	19.00	0.00	16.00	0.00	0.00	65.00
Plan #124 - Off Campus150 Board + $275	37	0	21	0	4	0	0	62
	35.00	0.00	21.00	0.00	4.00	0.00	0.00	60.00
Plan #125 - Off Campus Flex Plan 50 + $5	46	0	40	0	13	4	0	103
	46.00	0.00	40.00	0.00	13.00	4.00	0.00	103.00
Plan #126 - Off Campus Flex Plan 75 + $5	114	0	46	0	14	7	0	181
	112.00	0.00	46.00	0.00	14.00	7.00	0.00	179.00
	1,814	0	695	0	378	121	0	3,008
Period Totals:	1,796.00	0.00	695.00	0.00	374.00	119.00	0.00	2,984.00
Unit ID: 16, Main Street 04 3700								
Plan #110 - 21 Meal Plan + $75.00 DD	118	0	0	0	25	229	17	389
	118.00	0.00	0.00	0.00	25.00	229.00	17.00	389.00
Plan #111 - 18 Meal + $125.00 DD	154	0	0	0	52	325	21	552
	154.00	0.00	0.00	0.00	52.00	325.00	21.00	552.00

Truman State University

Transaction Counts

Weekly Transaction Counts by Micros

12/01/2022 at 01:44 AM through 12/31/2022 at 01:43 AM

Plan ID Plan Name	Service Periods LUNCH	ONT BRKF	BREAK	EARLY	AFTER	DINNER	LATE	Plan Totals
Plan #112 - 15 Meal + $225.00 D	460 460.00	0 0.00	0 0.00	0 0.00	151 151.00	849 843.00	53 41.00	1,513 1,495.00
Plan #113 - 12 Meal + $125.00 D	26 26.00	0 0.00	0 0.00	0 0.00	7 7.00	64 64.00	1 1.00	98 98.00
Plan #114 - 150 Board + $275 Dining	13 13.00	0 0.00	0 0.00	0 0.00	10 10.00	52 52.00	6 6.00	81 81.00
Plan #121 - Off Campus18 Meal + $125.0	3 3.00	0 0.00	0 0.00	0 0.00	5 5.00	7 7.00	0 0.00	15 15.00
Plan #122 - Off Campus15 Meal + $225.0	42 42.00	0 0.00	0 0.00	0 0.00	12 12.00	120 120.00	12 12.00	186 186.00
Plan #123 - Off Campus12Meal + $125.0(	30 30.00	0 0.00	0 0.00	0 0.00	10 10.00	41 41.00	2 2.00	83 83.00
Plan #124 - Off Campus150 Board + $275	4 4.00	0 0.00	0 0.00	0 0.00	10 10.00	22 22.00	1 1.00	37 37.00
Plan #125 - Off Campus Flex Plan 50 + $5	22 22.00	0 0.00	0 0.00	0 0.00	11 11.00	38 38.00	5 5.00	76 76.00
Plan #126 - Off Campus Flex Plan 75 + $5	48 48.00	0 0.00	0 0.00	0 0.00	22 22.00	102 102.00	1 1.00	173 173.00
	920	0	0	0	315	1,849	119	3,203
Period Totals:	920.00	0.00	0.00	0.00	315.00	1,843.00	107.00	3,185.00
Unit ID: 17, Main Street 05 3700								
Plan #110 - 21 Meal Plan + $75.00 DD	338 338.00	0 0.00	0 0.00	0 0.00	83 81.00	37 37.00	13 13.00	471 469.00
Plan #111 - 18 Meal + $125.00 DD	672 664.00	0 0.00	0 0.00	0 0.00	147 147.00	96 92.00	20 20.00	935 923.00
Plan #112 - 15 Meal + $225.00 D	1,924 1,910.00	0 0.00	0 0.00	0 0.00	536 530.00	287 275.00	40 36.00	2,787 2,751.00
Plan #113 - 12 Meal + $125.00 D	109 109.00	0 0.00	0 0.00	0 0.00	29 29.00	13 13.00	0 0.00	151 151.00
Plan #114 - 150 Board + $275 Dining	116 116.00	0 0.00	0 0.00	0 0.00	16 16.00	16 16.00	0 0.00	148 148.00
Plan #121 - Off Campus18 Meal + $125.0	26 26.00	0 0.00	0 0.00	0 0.00	22 22.00	9 9.00	0 0.00	57 57.00
Plan #122 - Off Campus15 Meal + $225.0	171 169.00	0 0.00	0 0.00	0 0.00	48 46.00	24 24.00	1 1.00	244 240.00
Plan #123 - Off Campus12Meal + $125.0(	170 154.00	0 0.00	0 0.00	0 0.00	49 49.00	24 18.00	12 12.00	255 233.00
Plan #124 - Off Campus150 Board + $275	73 69.00	0 0.00	0 0.00	0 0.00	34 34.00	8 8.00	2 2.00	117 113.00
Plan #125 - Off Campus Flex Plan 50 + $5	137 137.00	0 0.00	0 0.00	0 0.00	64 62.00	24 24.00	0 0.00	225 223.00
Plan #126 - Off Campus Flex Plan 75 + $5	257 257.00	0 0.00	0 0.00	0 0.00	69 69.00	22 20.00	11 11.00	359 357.00
	3,993	0	0	0	1,097	560	99	5,749
Period Totals:	3,949.00	0.00	0.00	0.00	1,085.00	536.00	95.00	5,665.00
Unit ID: 18, Main Street 06 3700								
Plan #110 - 21 Meal Plan + $75.00 DD	192 192.00	0 0.00	0 0.00	0 0.00	82 82.00	410 406.00	12 10.00	696 690.00
Plan #111 - 18 Meal + $125.00 DD	255 251.00	0 0.00	0 0.00	0 0.00	104 104.00	618 614.00	19 19.00	996 988.00
Plan #112 - 15 Meal + $225.00 D	736 732.00	0 0.00	0 0.00	0 0.00	395 395.00	1,684 1,658.00	55 55.00	2,870 2,840.00
Plan #113 - 12 Meal + $125.00 D	30 30.00	0 0.00	0 0.00	0 0.00	11 11.00	85 85.00	4 4.00	130 130.00

Truman State University

Transaction Counts

Weekly Transaction Counts by Micros

12/01/2022 at 01:44 AM through 12/31/2022 at 01:43 AM

Plan ID Plan Name	Service Periods LUNCH	ONT BRKF	BREAK	EARLY	AFTER	DINNER	LATE	Plan Totals
Plan #114 - 150 Board + $275 Dining	36	0	0	0	6	62	1	105
	34.00	0.00	0.00	0.00	6.00	62.00	1.00	103.00
Plan #121 - Off Campus18 Meal + $125.0	6	0	0	0	10	15	0	31
	6.00	0.00	0.00	0.00	10.00	15.00	0.00	31.00
Plan #122 - Off Campus15 Meal + $225.0	59	0	0	0	49	173	9	290
	59.00	0.00	0.00	0.00	49.00	163.00	9.00	280.00
Plan #123 - Off Campus12Meal + $125.0(	56	0	0	0	48	110	15	229
	56.00	0.00	0.00	0.00	48.00	108.00	15.00	227.00
Plan #124 - Off Campus150 Board + $275	37	0	0	0	9	43	0	89
	37.00	0.00	0.00	0.00	9.00	43.00	0.00	89.00
Plan #125 - Off Campus Flex Plan 50 + $5	34	0	0	0	27	78	7	146
	32.00	0.00	0.00	0.00	27.00	78.00	7.00	144.00
Plan #126 - Off Campus Flex Plan 75 + $5	66	0	0	0	29	124	6	225
	66.00	0.00	0.00	0.00	29.00	122.00	6.00	223.00
	1,507	0	0	0	770	3,402	128	5,807
Period Totals:	1,495.00	0.00	0.00	0.00	770.00	3,354.00	126.00	5,745.00
West Campus CStore								
Plan #110 - 21 Meal Plan + $75.00 DD	99	0	9	0	145	315	58	626
	99.00	0.00	9.00	0.00	145.00	315.00	58.00	626.00
Plan #111 - 18 Meal + $125.00 DD	219	0	42	0	100	409	140	910
	219.00	0.00	42.00	0.00	100.00	409.00	140.00	910.00
Plan #112 - 15 Meal + $225.00 D	856	0	193	0	548	1,234	574	3,405
	856.00	0.00	193.00	0.00	548.00	1,234.00	574.00	3,405.00
Plan #113 - 12 Meal + $125.00 D	68	0	11	0	52	156	38	325
	68.00	0.00	11.00	0.00	52.00	156.00	38.00	325.00
Plan #114 - 150 Board + $275 Dining	42	0	8	0	43	80	56	229
	42.00	0.00	8.00	0.00	43.00	80.00	56.00	229.00
Plan #121 - Off Campus18 Meal + $125.0	13	0	6	0	0	51	15	85
	13.00	0.00	6.00	0.00	0.00	51.00	15.00	85.00
Plan #122 - Off Campus15 Meal + $225.0	23	0	2	0	41	72	32	170
	23.00	0.00	2.00	0.00	41.00	72.00	32.00	170.00
Plan #123 - Off Campus12Meal + $125.0(	35	0	4	0	13	26	27	105
	35.00	0.00	4.00	0.00	13.00	26.00	27.00	105.00
Plan #124 - Off Campus150 Board + $275	114	0	0	0	4	22	0	140
	114.00	0.00	0.00	0.00	4.00	22.00	0.00	140.00
Plan #125 - Off Campus Flex Plan 50 + $5	23	0	7	0	5	38	6	79
	23.00	0.00	7.00	0.00	5.00	38.00	6.00	79.00
Plan #126 - Off Campus Flex Plan 75 + $5	53	0	19	0	51	17	3	143
	53.00	0.00	19.00	0.00	51.00	17.00	3.00	143.00
	1,545	0	301	0	1,002	2,420	949	6,217
Period Totals:	1,545.00	0.00	301.00	0.00	1,002.00	2,420.00	949.00	6,217.00
Unit ID: 23, Starbucks								
Plan #110 - 21 Meal Plan + $75.00 DD	126	0	42	0	61	69	9	307
	118.00	0.00	36.00	0.00	59.00	67.00	9.00	289.00
Plan #111 - 18 Meal + $125.00 DD	155	0	94	0	99	48	26	422
	155.00	0.00	90.00	0.00	99.00	48.00	24.00	416.00
Plan #112 - 15 Meal + $225.00 D	580	0	255	0	288	346	72	1,541
	578.00	0.00	251.00	0.00	282.00	338.00	70.00	1,519.00
Plan #113 - 12 Meal + $125.00 D	38	0	43	0	17	12	1	111
	38.00	0.00	43.00	0.00	17.00	12.00	1.00	111.00
Plan #114 - 150 Board + $275 Dining	57	0	21	0	13	22	1	114
	57.00	0.00	21.00	0.00	13.00	22.00	1.00	114.00
Plan #121 - Off Campus18 Meal + $125.0	26	0	1	0	7	3	0	37
	26.00	0.00	1.00	0.00	7.00	3.00	0.00	37.00

Truman State University

Transaction Counts

Weekly Transaction Counts by Micros

12/01/2022 at 01:44 AM through 12/31/2022 at 01:43 AM

Plan ID Plan Name	Service Periods LUNCH	ONT BRKF	BREAK	EARLY	AFTER	DINNER	LATE	Plan Totals
Plan #122 - Off Campus15 Meal + $225.0	56	0	15	0	12	19	8	110
	56.00	0.00	15.00	0.00	12.00	19.00	8.00	110.00
Plan #123 - Off Campus12Meal + $125.0(	25	0	8	0	10	19	0	62
	25.00	0.00	8.00	0.00	10.00	17.00	0.00	60.00
Plan #124 - Off Campus150 Board + $275	38	0	9	0	9	12	0	68
	38.00	0.00	9.00	0.00	9.00	12.00	0.00	68.00
Plan #125 - Off Campus Flex Plan 50 + $5	59	0	32	0	20	19	2	132
	59.00	0.00	32.00	0.00	20.00	13.00	2.00	126.00
Plan #126 - Off Campus Flex Plan 75 + $5	106	0	48	0	41	50	5	250
	106.00	0.00	48.00	0.00	41.00	48.00	5.00	248.00
	1,266	0	568	0	577	619	124	3,154
Period Totals:	1,256.00	0.00	554.00	0.00	569.00	599.00	120.00	3,098.00

OPERATING STATEMENT
TRUMAN STATE
TOTAL SHEET

ISSUE DATE: 02/07/2023 **PAGE:** 1
REPORT MONTH:01/01/2023 **THRU** 01/31/2023
OPERATING MONTH : JANUARY
DAYS THIS MONTH : 31
MONTHS YTD: 08

JANUARY AMOUNT	%	THIS PERIOD LAST YEAR AMOUNT	%	DESCRIPTION	THIS YEAR YEAR-TO-DATE AMOUNT	%	LAST YEAR YEAR-TO-DATE AMOUNT	%
				SALES				
		18.29		DECLINING BALANCE BOARD	(3.35)		27.03	
(11,827.14)	3.0	(16,379.28)	3.2	HISSHO SUSHI	(97,542.89)	2.6	(97,060.98)	2.6
1,318.20	0.3	2,764.38	0.5	HISSHO SUSHI MANDATORY BO	9,999.34	0.3	16,961.49	0.5
10.86				VOLUNTARY BOARD-EINSTEIN'	27.51			
3,872.76	1.0	4,621.75	0.9	DECLINING BALANCE-EINSTEI	22,933.33	0.6	30,150.38	0.8
269,844.55	68.3	349,985.92	67.9	MANDATORY BOARD	2,585,277.93	68.3	2,551,071.10	68.0
33,374.09	8.5	59,159.00	11.5	VOLUNTARY BOARD	288,223.50	7.6	376,096.94	10.0
9,912.16	2.5	11,569.35	2.2	CHICK-FIL-A	97,263.03	2.6	136,620.41	3.6
29,824.88	7.6	37,431.62	7.3	CHICK-FIL-A MANDATORY BOA	227,244.40	6.0	213,121.97	5.7
1,381.54	0.3	1,950.45	0.4	FOOD MISCELLANEOUS	15,692.79	0.4	6,992.28	0.2
29.37				BANQUET & CATERING	11,342.49	0.3	3,739.78	0.1
17,961.82	4.5	11,267.90	2.2	BANQUET & CATERING-NON TA	251,369.54	6.6	162,078.08	4.3
(1,403.26)	0.4	(1,599.30)	0.3	CONTRA SALE MEAL PLAN BON(	6,039.05)	0.2	(6,943.65)	0.2
				SUBWAY			346.37	
4,394.74	1.1	5,328.14	1.0	EINSTEIN BROS BAGELS	47,430.47	1.3	48,654.18	1.3
9,420.05	2.4	15,292.75	3.0	EINSTEIN BROS BAGELS MAND	75,176.12	2.0	93,227.34	2.5
19.36				STARBUCKS	35.53			
8,124.52	2.1	11,126.39	2.2	MEIN BOWL	82,086.27	2.2	73,733.36	2.0
8,281.39	2.1	11,092.98	2.2	MEIN BOWL BOARD	55,961.17	1.5	59,247.82	1.6
9,649.34	2.4	11,531.39	2.2	SNACK BAR	111,840.74	3.0	75,769.91	2.0
682.03	0.2	624.78	0.1	A LA CART CAFE	12,921.50	0.3	8,325.54	0.2
				JAMBA JUICE	(5,713.51)	0.2		
394,871.26	**100.0**	**515,786.51**	**100.0**	**TOTAL SALES**	**3,785,526.86**	**100.0**	**3,752,159.35**	**100.0**
(1,635.00)	0.4			MISCELLANEOUS	(1,089.48)		428.28	
				OTHER REVENUE-OVER/SHORT			703.75	
393,236.26	**99.6**	**515,786.51**	**100.0**	**TOTAL SALES AND REVENUE**	**3,784,437.38**	**100.0**	**3,753,291.38**	**100.0**
				PRODUCT				
8,171.45	2.1	10,030.77	1.9	BAKED GOODS	86,526.30	2.3	84,518.86	2.3
29,138.77	7.4	32,319.80	6.3	BEVERAGE	242,242.55	6.4	240,000.29	6.4

OPERATING STATEMENT
TRUMAN STATE
TOTAL SHEET

ISSUE DATE: 02/07/2023 **PAGE:** 3
REPORT MONTH:01/01/2023 **THRU** 01/31/2023
OPERATING MONTH : JANUARY
DAYS THIS MONTH : 31
MONTHS YTD: 08

JANUARY AMOUNT	%	THIS PERIOD LAST YEAR AMOUNT	%	DESCRIPTION	THIS YEAR YEAR-TO-DATE AMOUNT	%	LAST YEAR YEAR-TO-DATE AMOUNT	%
1,275.84	0.3	189.07		MAINTENANCE & REPAIR	10,467.00	0.3	23,160.38	0.6
151.75				SUBSCRIP-SNGL PUBLICATION	302.25			
335.56	0.1	406.18	0.1	DELIVERY	3,512.58	0.1	1,544.23	
6.52				FLOWERS	332.52		615.00	
166.40				MEAL PLAN BONUS EXPENSE	745.90			
28.00		64.00		TRAINING	3,130.00	0.1	4,114.00	0.1
244.50	0.1	1,034.11	0.2	PRINTED MATERIALS	4,731.38	0.1	6,068.06	0.2
305.52	0.1	418.47	0.1	FREIGHT	2,015.82	0.1	2,824.19	0.1
3,736.01	0.9	4,992.45	1.0	MISCELLANEOUS	25,789.09	0.7	43,706.85	1.2
				PROFESSIONAL FEES	62.97			
194.00		188.50		CONSULTING FEES	1,513.50		1,480.00	
260.00	0.1	260.00	0.1	WEB HOSTING SERVICE	2,080.00	0.1	2,080.00	0.1
				MARKETING MATERIALS	1,954.80	0.1	543.41	
101.01				LAUNDRY SUPPLIES	371.37		37.78	
360.00	0.1			SIGNAGE	2,635.00	0.1	1,080.00	
1,012.71	0.3	1,012.71	0.2	EXTERMINATING	8,304.38	0.2	8,250.40	0.2
1,039.99	0.3	1,445.83	0.3	CREDIT CARD DISCOUNT FEES	11,290.72	0.3	11,342.11	0.3
135.21				OFFICE SUPPLIES & EXPENSE	829.46			
31,038.82	**7.9**	**31,702.40**	**6.1**	**TOTAL CONTROLLABLES**	**277,170.66**	**7.3**	**308,512.98**	**8.2**
				NON-CONTROLLABLES				
276.24	0.1	430.86	0.1	AMORTIZATION-DEPRECIATION	2,183.06	0.1	3,431.24	0.1
5,669.66	1.4	5,621.57	1.1	INSURANCE	46,946.31	1.2	41,637.64	1.1
244.35	0.1			MISCELLANEOUS EXPENSE	1,748.46			
12,774.79	3.2	12,774.79	2.5	COMMISSIONS PAYABLE	100,962.05	2.7	100,962.05	2.7
973.41	0.2	1,388.35	0.3	EINSTEIN BROS BAGELS ROYA	8,006.20	0.2	9,461.76	0.3
1,141.58	0.3	1,406.70	0.3	TAXES, LICENSE & FEES	12,337.01	0.3	11,544.38	0.3
880.26	0.2	701.56	0.1	GROSS RECEIPTS TAX	2,101.20	0.1	2,025.30	0.1
938.97	0.2	937.86	0.2	VEHICLE DEPR. & EXPENSE	7,417.58	0.2	7,395.49	0.2
3,973.70	1.0	4,900.10	1.0	CHICK-FIL-A ROYALTIES	32,450.74	0.9	34,974.24	0.9
13,763.27	3.5	18,052.53	3.5	PRE-SPLIT CONTRIBUTION	132,455.31	3.5	131,365.20	3.5
1,912.85	0.5	2,716.62	0.5	SYSTEMS SUPPORT	24,460.46	0.6	20,469.89	0.5
42,549.08	**10.8**	**48,930.94**	**9.5**	**TOTAL NON-CONTROLLABLES**	**371,068.38**	**9.8**	**363,267.19**	**9.7**

OPERATING STATEMENT
TRUMAN STATE
TOTAL SHEET

ISSUE DATE: 02/07/2023 **PAGE:** 4
REPORT MONTH: 01/01/2023 **THRU** 01/31/2023
OPERATING MONTH : JANUARY
DAYS THIS MONTH : 31
MONTHS YTD: 08

JANUARY AMOUNT	%	THIS PERIOD LAST YEAR AMOUNT	%	DESCRIPTION	THIS YEAR YEAR-TO-DATE AMOUNT	%	LAST YEAR YEAR-TO-DATE AMOUNT	%
442,389.33	**112.0**	**472,517.59**	**91.6**	**TOTAL OPERATING EXPENSES**	**3,758,861.51**	**99.3**	**3,551,659.95**	**94.7**
(49,153.07)	**12.4**	**43,268.92**	**8.4**	**EXCESS OR (DEFICIT)**	**25,575.87**	**0.7**	**201,631.43**	**5.4**
(43,756.92)	11.1			PARTICIPATION-CONTRACTOR	(43,756.92)	1.2		
(5,396.15)	**1.4**	**43,268.92**	**8.4**	**NET EXCESS OR (DEFICIT)**	**69,332.79**	**1.8**	**201,631.43**	**5.4**
				STATISTICS				
763.00		971.00		CUSTOMER COUNT	8,800.00		9,360.00	

*** HISTORICAL FINANCIAL DATA IN THE YTD, PRIOR YTD, OR PRIOR PERIOD COLUMNS MAY CONTAIN A COMBINATION OF PERIOD AND MONTHLY RESULTS ***

Truman State University

Transaction Counts

Weekly Transaction Counts

01/01/2023 at 02:44 AM through 01/31/2023 at 02:43 AM

Plan ID Plan Name	Service Periods LUNCH	)NT BRKF	BREAK	EARLY	AFTER	DINNER	LATE	Plan Totals
Unit ID: 9999, All Terminals								
Plan #110 - 21 Meal Plan + $75.00 DD	1,056	0	360	0	229	1,236	122	3,003
	1,054.00	0.00	360.00	0.00	225.00	1,236.00	122.00	2,997.00
Plan #111 - 18 Meal + $125.00 DD	1,851	0	421	0	323	1,876	209	4,680
	1,845.00	0.00	421.00	0.00	323.00	1,868.00	209.00	4,666.00
Plan #112 - 15 Meal + $225.00 D	8,642	0	1,576	5	1,689	8,918	1,154	21,984
	8,634.00	0.00	1,574.00	5.00	1,689.00	8,886.00	1,144.00	21,932.00
Plan #113 - 12 Meal + $125.00 D	486	0	78	0	120	465	41	1,190
	478.00	0.00	78.00	0.00	120.00	465.00	41.00	1,182.00
Plan #114 - 150 Board + $275 Dining	724	0	118	0	130	617	47	1,636
	710.00	0.00	118.00	0.00	130.00	617.00	47.00	1,622.00
Plan #120 - Off Campus 21 Meal + $75.00	42	0	5	0	4	16	3	70
	42.00	0.00	5.00	0.00	4.00	16.00	3.00	70.00
Plan #121 - Off Campus18 Meal + $125.0	64	0	30	0	27	63	5	189
	64.00	0.00	30.00	0.00	27.00	61.00	5.00	187.00
Plan #122 - Off Campus15 Meal + $225.0	387	0	67	1	76	419	52	1,002
	385.00	0.00	67.00	1.00	76.00	419.00	52.00	1,000.00
Plan #123 - Off Campus12Meal + $125.0(	465	0	59	0	78	289	24	915
	465.00	0.00	59.00	0.00	78.00	281.00	24.00	907.00
Plan #124 - Off Campus150 Board + $275	117	0	17	0	19	73	4	230
	117.00	0.00	17.00	0.00	19.00	73.00	4.00	230.00
Plan #125 - Off Campus Flex Plan 50 + $5	385	0	59	2	55	118	14	633
	385.00	0.00	59.00	2.00	55.00	118.00	14.00	633.00
Plan #126 - Off Campus Flex Plan 75 + $5	565	0	67	0	79	305	19	1,035
	563.00	0.00	67.00	0.00	79.00	305.00	19.00	1,033.00
	14,784	0	2,857	8	2,829	14,395	1,694	36,567
Period Totals:	14,742.00	0.00	2,855.00	8.00	2,825.00	14,345.00	1,684.00	36,459.00

Truman State University

Transaction Counts

Weekly Transaction Counts by halls

01/01/2023 at 01:44 AM through 01/31/2023 at 01:43 AM

Plan ID Plan Name	Service Periods LUNCH	)NT BRKF	BREAK	EARLY	AFTER	DINNER	LATE	Plan Totals
Unit ID: 1, Ryle Hall								
Plan #110 - 21 Meal Plan + $75.00 DD	407 407.00	0 0.00	181 181.00	0 0.00	0 0.00	455 455.00	0 0.00	1,043 1,043.00
Plan #111 - 18 Meal + $125.00 DD	603 603.00	0 0.00	224 224.00	0 0.00	1 1.00	645 645.00	0 0.00	1,473 1,473.00
Plan #112 - 15 Meal + $225.00 D	2,393 2,393.00	0 0.00	516 516.00	5 5.00	4 4.00	2,697 2,697.00	0 0.00	5,615 5,615.00
Plan #113 - 12 Meal + $125.00 D	99 99.00	0 0.00	14 14.00	0 0.00	0 0.00	108 108.00	0 0.00	221 221.00
Plan #114 - 150 Board + $275 Dining	163 163.00	0 0.00	23 23.00	0 0.00	0 0.00	206 206.00	0 0.00	392 392.00
Plan #121 - Off Campus18 Meal + $125.0	13 13.00	0 0.00	8 8.00	0 0.00	0 0.00	24 24.00	0 0.00	45 45.00
Plan #122 - Off Campus15 Meal + $225.0	79 79.00	0 0.00	20 20.00	1 1.00	0 0.00	77 77.00	0 0.00	177 177.00
Plan #123 - Off Campus12Meal + $125.0(	94 94.00	0 0.00	14 14.00	0 0.00	0 0.00	79 79.00	0 0.00	187 187.00
Plan #124 - Off Campus150 Board + $275	13 13.00	0 0.00	3 3.00	0 0.00	0 0.00	27 27.00	0 0.00	43 43.00
Plan #125 - Off Campus Flex Plan 50 + $5	59 59.00	0 0.00	22 22.00	2 2.00	0 0.00	30 30.00	0 0.00	113 113.00
Plan #126 - Off Campus Flex Plan 75 + $5	65 65.00	0 0.00	9 9.00	0 0.00	0 0.00	102 102.00	0 0.00	176 176.00
	3,988	0	1,034	8	5	4,450	0	9,485
Period Totals:	3,988.00	0.00	1,034.00	8.00	5.00	4,450.00	0.00	9,485.00
Unit ID: 10, Missouri Hall								
Plan #110 - 21 Meal Plan + $75.00 DD	165 165.00	0 0.00	85 85.00	0 0.00	2 2.00	188 188.00	0 0.00	440 440.00
Plan #111 - 18 Meal + $125.00 DD	274 274.00	0 0.00	72 72.00	0 0.00	0 0.00	283 283.00	0 0.00	629 629.00
Plan #112 - 15 Meal + $225.00 D	1,343 1,343.00	0 0.00	302 302.00	0 0.00	17 17.00	1,683 1,683.00	0 0.00	3,345 3,345.00
Plan #113 - 12 Meal + $125.00 D	70 70.00	0 0.00	3 3.00	0 0.00	1 1.00	85 85.00	0 0.00	159 159.00
Plan #114 - 150 Board + $275 Dining	130 130.00	0 0.00	21 21.00	0 0.00	0 0.00	113 113.00	0 0.00	264 264.00
Plan #120 - Off Campus 21 Meal + $75.00	17 17.00	0 0.00	0 0.00	0 0.00	0 0.00	4 4.00	0 0.00	21 21.00
Plan #121 - Off Campus18 Meal + $125.0	13 13.00	0 0.00	8 8.00	0 0.00	0 0.00	2 2.00	0 0.00	23 23.00
Plan #122 - Off Campus15 Meal + $225.0	97 97.00	0 0.00	21 21.00	0 0.00	0 0.00	112 112.00	0 0.00	230 230.00
Plan #123 - Off Campus12Meal + $125.0(	107 107.00	0 0.00	9 9.00	0 0.00	0 0.00	59 59.00	0 0.00	175 175.00
Plan #124 - Off Campus150 Board + $275	12 12.00	0 0.00	0 0.00	0 0.00	0 0.00	17 17.00	0 0.00	29 29.00
Plan #125 - Off Campus Flex Plan 50 + $5	59 59.00	0 0.00	1 1.00	0 0.00	2 2.00	18 18.00	0 0.00	80 80.00
Plan #126 - Off Campus Flex Plan 75 + $5	145 145.00	0 0.00	5 5.00	0 0.00	0 0.00	42 42.00	0 0.00	192 192.00
	2,432	0	527	0	22	2,606	0	5,587
Period Totals:	2,432.00	0.00	527.00	0.00	22.00	2,606.00	0.00	5,587.00

Truman State University

Transaction Counts

Weekly Transaction Counts by Micros

01/01/2023 at 01:44 AM through 01/31/2023 at 01:43 AM

Plan ID Plan Name	Service Periods LUNCH	)NT BRKF	BREAK	EARLY	AFTER	DINNER	LATE	Plan Totals
Dobson CStore								
Plan #110 - 21 Meal Plan + $75.00 DD	43 43.00	0 0.00	53 53.00	0 0.00	45 45.00	116 116.00	61 61.00	318 318.00
Plan #111 - 18 Meal + $125.00 DD	125 121.00	0 0.00	12 12.00	0 0.00	100 100.00	286 278.00	133 133.00	656 644.00
Plan #112 - 15 Meal + $225.00 D	717 713.00	0 0.00	165 163.00	0 0.00	376 376.00	1,238 1,208.00	648 638.00	3,144 3,098.00
Plan #113 - 12 Meal + $125.00 D	81 75.00	0 0.00	11 11.00	0 0.00	42 42.00	61 61.00	19 19.00	214 208.00
Plan #114 - 150 Board + $275 Dining	55 55.00	0 0.00	18 18.00	0 0.00	30 30.00	53 53.00	20 20.00	176 176.00
Plan #120 - Off Campus 21 Meal + $75.00	0 0.00	0 0.00	0 0.00	0 0.00	0 0.00	9 9.00	0 0.00	9 9.00
Plan #121 - Off Campus18 Meal + $125.0	0 0.00	0 0.00	0 0.00	0 0.00	0 0.00	8 8.00	3 3.00	11 11.00
Plan #122 - Off Campus15 Meal + $225.0	2 2.00	0 0.00	0 0.00	0 0.00	5 5.00	11 11.00	4 4.00	22 22.00
Plan #123 - Off Campus12Meal + $125.0(	6 6.00	0 0.00	1 1.00	0 0.00	5 5.00	25 17.00	7 7.00	44 36.00
Plan #124 - Off Campus150 Board + $275	3 3.00	0 0.00	0 0.00	0 0.00	0 0.00	0 0.00	4 4.00	7 7.00
Plan #125 - Off Campus Flex Plan 50 + $5	11 11.00	0 0.00	1 1.00	0 0.00	2 2.00	4 4.00	1 1.00	19 19.00
Plan #126 - Off Campus Flex Plan 75 + $5	12 12.00	0 0.00	2 2.00	0 0.00	5 5.00	19 19.00	5 5.00	43 43.00
	1,055	0	263	0	610	1,830	905	4,663
Period Totals:	1,041.00	0.00	261.00	0.00	610.00	1,784.00	895.00	4,591.00
Unit ID: 3, Einsteins								
Plan #110 - 21 Meal Plan + $75.00 DD	61 59.00	0 0.00	17 17.00	0 0.00	6 6.00	3 3.00	0 0.00	87 85.00
Plan #111 - 18 Meal + $125.00 DD	157 157.00	0 0.00	56 56.00	0 0.00	6 6.00	6 6.00	0 0.00	225 225.00
Plan #112 - 15 Meal + $225.00 D	825 825.00	0 0.00	231 231.00	0 0.00	114 114.00	39 39.00	0 0.00	1,209 1,209.00
Plan #113 - 12 Meal + $125.00 D	59 59.00	0 0.00	26 26.00	0 0.00	5 5.00	0 0.00	0 0.00	90 90.00
Plan #114 - 150 Board + $275 Dining	62 60.00	0 0.00	25 25.00	0 0.00	5 5.00	3 3.00	0 0.00	95 93.00
Plan #120 - Off Campus 21 Meal + $75.00	8 8.00	0 0.00	2 2.00	0 0.00	0 0.00	0 0.00	0 0.00	10 10.00
Plan #121 - Off Campus18 Meal + $125.0	4 4.00	0 0.00	10 10.00	0 0.00	4 4.00	4 2.00	0 0.00	22 20.00
Plan #122 - Off Campus15 Meal + $225.0	40 40.00	0 0.00	15 15.00	0 0.00	3 3.00	1 1.00	0 0.00	59 59.00
Plan #123 - Off Campus12Meal + $125.0(	23 23.00	0 0.00	17 17.00	0 0.00	7 7.00	1 1.00	0 0.00	48 48.00
Plan #124 - Off Campus150 Board + $275	17 17.00	0 0.00	8 8.00	0 0.00	0 0.00	0 0.00	0 0.00	25 25.00
Plan #125 - Off Campus Flex Plan 50 + $5	47 47.00	0 0.00	29 29.00	0 0.00	9 9.00	0 0.00	0 0.00	85 85.00
Plan #126 - Off Campus Flex Plan 75 + $5	58 58.00	0 0.00	20 20.00	0 0.00	7 7.00	2 2.00	0 0.00	87 87.00
	1,361	0	456	0	166	59	0	2,042
Period Totals:	1,357.00	0.00	456.00	0.00	166.00	57.00	0.00	2,036.00

Unit ID: 16, Main Street 04 3700

Truman State University

Transaction Counts

Weekly Transaction Counts by Micros

01/01/2023 at 01:44 AM through 01/31/2023 at 01:43 AM

Plan ID Plan Name	Service Periods LUNCH	ONT BRKF	BREAK	EARLY	AFTER	DINNER	LATE	Plan Totals
Plan #110 - 21 Meal Plan + $75.00 DD	25 25.00	0 0.00	0 0.00	0 0.00	51 51.00	151 151.00	8 8.00	235 235.00
Plan #111 - 18 Meal + $125.00 DD	69 69.00	0 0.00	0 0.00	0 0.00	35 35.00	209 209.00	6 6.00	319 319.00
Plan #112 - 15 Meal + $225.00 D	316 316.00	0 0.00	0 0.00	0 0.00	259 259.00	885 885.00	51 51.00	1,511 1,511.00
Plan #113 - 12 Meal + $125.00 D	14 14.00	0 0.00	0 0.00	0 0.00	14 14.00	46 46.00	3 3.00	77 77.00
Plan #114 - 150 Board + $275 Dining	12 12.00	0 0.00	0 0.00	0 0.00	27 27.00	65 65.00	1 1.00	105 105.00
Plan #120 - Off Campus 21 Meal + $75.00	6 6.00	0 0.00	0 0.00	0 0.00	4 4.00	2 2.00	0 0.00	12 12.00
Plan #121 - Off Campus18 Meal + $125.0	2 2.00	0 0.00	0 0.00	0 0.00	8 8.00	9 9.00	0 0.00	19 19.00
Plan #122 - Off Campus15 Meal + $225.0	21 21.00	0 0.00	0 0.00	0 0.00	14 14.00	83 83.00	12 12.00	130 130.00
Plan #123 - Off Campus12Meal + $125.0(	11 11.00	0 0.00	0 0.00	0 0.00	23 23.00	40 40.00	10 10.00	84 84.00
Plan #124 - Off Campus150 Board + $275	15 15.00	0 0.00	0 0.00	0 0.00	2 2.00	14 14.00	0 0.00	31 31.00
Plan #125 - Off Campus Flex Plan 50 + $5	23 23.00	0 0.00	0 0.00	0 0.00	13 13.00	19 19.00	10 10.00	65 65.00
Plan #126 - Off Campus Flex Plan 75 + $5	31 31.00	0 0.00	0 0.00	0 0.00	23 23.00	48 48.00	6 6.00	108 108.00
	545	0	0	0	473	1,571	107	2,696
Period Totals:	545.00	0.00	0.00	0.00	473.00	1,571.00	107.00	2,696.00

Unit ID: 17, Main Street 05 3700

Plan #110 - 21 Meal Plan + $75.00 DD	170 170.00	0 0.00	0 0.00	0 0.00	28 24.00	35 35.00	0 0.00	233 229.00
Plan #111 - 18 Meal + $125.00 DD	258 256.00	0 0.00	0 0.00	0 0.00	71 71.00	70 70.00	0 0.00	399 397.00
Plan #112 - 15 Meal + $225.00 D	1,443 1,439.00	0 0.00	0 0.00	0 0.00	309 309.00	337 337.00	0 0.00	2,089 2,085.00
Plan #113 - 12 Meal + $125.00 D	78 76.00	0 0.00	0 0.00	0 0.00	15 15.00	24 24.00	0 0.00	117 115.00
Plan #114 - 150 Board + $275 Dining	145 133.00	0 0.00	0 0.00	0 0.00	24 24.00	33 33.00	0 0.00	202 190.00
Plan #120 - Off Campus 21 Meal + $75.00	5 5.00	0 0.00	0 0.00	0 0.00	0 0.00	0 0.00	0 0.00	5 5.00
Plan #121 - Off Campus18 Meal + $125.0	7 7.00	0 0.00	0 0.00	0 0.00	4 4.00	1 1.00	0 0.00	12 12.00
Plan #122 - Off Campus15 Meal + $225.0	69 67.00	0 0.00	0 0.00	0 0.00	15 15.00	15 15.00	0 0.00	99 97.00
Plan #123 - Off Campus12Meal + $125.0(	111 111.00	0 0.00	0 0.00	0 0.00	17 17.00	8 8.00	0 0.00	136 136.00
Plan #124 - Off Campus150 Board + $275	28 28.00	0 0.00	0 0.00	0 0.00	12 12.00	2 2.00	0 0.00	42 42.00
Plan #125 - Off Campus Flex Plan 50 + $5	89 89.00	0 0.00	0 0.00	0 0.00	11 11.00	4 4.00	0 0.00	104 104.00
Plan #126 - Off Campus Flex Plan 75 + $5	123 121.00	0 0.00	0 0.00	0 0.00	17 17.00	19 19.00	0 0.00	159 157.00
	2,526	0	0	0	523	548	0	3,597
Period Totals:	2,502.00	0.00	0.00	0.00	519.00	548.00	0.00	3,569.00

Unit ID: 18, Main Street 06 3700

Truman State University

Transaction Counts

Weekly Transaction Counts by Micros

01/01/2023 at 01:44 AM through 01/31/2023 at 01:43 AM

Plan ID Plan Name	Service Periods LUNCH	ONT BRKF	BREAK	EARLY	AFTER	DINNER	LATE	Plan Totals
Plan #110 - 21 Meal Plan + $75.00 DD	96 96.00	0 0.00	0 0.00	0 0.00	15 15.00	129 129.00	4 4.00	244 244.00
Plan #111 - 18 Meal + $125.00 DD	191 191.00	0 0.00	0 0.00	0 0.00	25 25.00	204 204.00	4 4.00	424 424.00
Plan #112 - 15 Meal + $225.00 D	810 810.00	0 0.00	0 0.00	0 0.00	115 115.00	958 956.00	16 16.00	1,899 1,897.00
Plan #113 - 12 Meal + $125.00 D	37 37.00	0 0.00	0 0.00	0 0.00	8 8.00	74 74.00	2 2.00	121 121.00
Plan #114 - 150 Board + $275 Dining	83 83.00	0 0.00	0 0.00	0 0.00	18 18.00	63 63.00	0 0.00	164 164.00
Plan #120 - Off Campus 21 Meal + $75.00	4 4.00	0 0.00	0 0.00	0 0.00	0 0.00	0 0.00	0 0.00	4 4.00
Plan #121 - Off Campus18 Meal + $125.0	8 8.00	0 0.00	0 0.00	0 0.00	0 0.00	14 14.00	2 2.00	24 24.00
Plan #122 - Off Campus15 Meal + $225.0	34 34.00	0 0.00	0 0.00	0 0.00	6 6.00	68 68.00	5 5.00	113 113.00
Plan #123 - Off Campus12Meal + $125.0(	77 77.00	0 0.00	0 0.00	0 0.00	10 10.00	44 44.00	3 3.00	134 134.00
Plan #124 - Off Campus150 Board + $275	15 15.00	0 0.00	0 0.00	0 0.00	0 0.00	10 10.00	0 0.00	25 25.00
Plan #125 - Off Campus Flex Plan 5[illegible] + $5	63 63.00	0 0.00	0 0.00	0 0.00	3 3.00	30 30.00	0 0.00	96 96.00
Plan #126 - Off Campus Flex Plan 75 + $5	83 83.00	0 0.00	0 0.00	0 0.00	5 5.00	55 55.00	1 1.00	144 144.00
	1,501	0	0	0	205	1,649	37	3,392
Period Totals:	1,501.00	0.00	0.00	0.00	205.00	1,647.00	37.00	3,390.00

West Campus CStore

Plan #110 - 21 Meal Plan + $75.00 DD	57 57.00	0 0.00	16 16.00	0 0.00	48 48.00	129 129.00	46 46.00	296 296.00
Plan #111 - 18 Meal + $125.00 DD	100 100.00	0 0.00	21 21.00	0 0.00	49 49.00	144 144.00	61 61.00	375 375.00
Plan #112 - 15 Meal + $225.00 [illegible]	397 397.00	0 0.00	125 125.00	0 0.00	239 239.00	890 890.00	407 407.00	2,058 2,058.00
Plan #113 - 12 Meal + $125.00 D	23 23.00	0 0.00	7 7.00	0 0.00	28 28.00	60 60.00	15 15.00	133 133.00
Plan #114 - 150 Board + $275 Dining	28 28.00	0 0.00	13 13.00	0 0.00	8 8.00	61 61.00	21 21.00	131 131.00
Plan #120 - Off Campus 21 Meal + $75.00	0 0.00	0 0.00	0 0.00	0 0.00	0 0.00	1 1.00	3 3.00	4 4.00
Plan #121 - Off Campus18 Meal + $125.0	0 0.00	0 0.00	0 0.00	0 0.00	11 11.00	1 1.00	0 0.00	12 12.00
Plan #122 - Off Campus15 Meal + $225.0	17 17.00	0 0.00	3 3.00	0 0.00	25 25.00	47 47.00	31 31.00	123 123.00
Plan #123 - Off Campus12Meal + $125.0(	22 22.00	0 0.00	7 7.00	0 0.00	7 7.00	26 26.00	2 2.00	64 64.00
Plan #124 - Off Campus150 Board + $275	1 1.00	0 0.00	0 0.00	0 0.00	0 0.00	0 0.00	0 0.00	1 1.00
Plan #125 - Off Campus Flex Plan 50 + $5	0 0.00	0 0.00	0 0.00	0 0.00	3 3.00	6 6.00	2 2.00	11 11.00
Plan #126 - Off Campus Flex Plan 75 + $5	5 5.00	0 0.00	0 0.00	0 0.00	3 3.00	7 7.00	2 2.00	17 17.00
	650	0	192	0	421	1,372	590	3,225
Period Totals:	650.00	0.00	192.00	0.00	421.00	1,372.00	590.00	3,225.00

Unit ID: 23, Starbucks

Truman State University

Transaction Counts

Weekly Transaction Counts by Micros

01/01/2023 at 01:44 AM through 01/31/2023 at 01:43 AM

Plan ID Plan Name	Service Periods LUNCH	ONT BRKF	BREAK	EARLY	AFTER	DINNER	LATE	Plan Totals
Plan #110 - 21 Meal Plan + $75.00 DD	32 32.00	0 0.00	8 8.00	0 0.00	34 34.00	30 30.00	3 3.00	107 107.00
Plan #111 - 18 Meal + $125.00 DD	74 74.00	0 0.00	36 36.00	0 0.00	36 36.00	29 29.00	5 5.00	180 180.00
Plan #112 - 15 Meal + $225.00 D	398 398.00	0 0.00	237 237.00	0 0.00	256 256.00	191 191.00	32 32.00	1,114 1,114.00
Plan #113 - 12 Meal + $125.00 D	25 25.00	0 0.00	17 17.00	0 0.00	7 7.00	7 7.00	2 2.00	58 58.00
Plan #114 - 150 Board + $275 Dining	46 46.00	0 0.00	18 18.00	0 0.00	18 18.00	20 20.00	5 5.00	107 107.00
Plan #120 - Off Campus 21 Meal + $75.00	2 2.00	0 0.00	3 3.00	0 0.00	0 0.00	0 0.00	0 0.00	5 5.00
Plan #121 - Off Campus18 Meal + $125.0	17 17.00	0 0.00	4 4.00	0 0.00	0 0.00	0 0.00	0 0.00	21 21.00
Plan #122 - Off Campus15 Meal + $225.0	28 28.00	0 0.00	8 8.00	0 0.00	8 8.00	5 5.00	0 0.00	49 49.00
Plan #123 - Off Campus12Meal + $125.0(	14 14.00	0 0.00	11 11.00	0 0.00	9 9.00	7 7.00	2 2.00	43 43.00
Plan #124 - Off Campus150 Board + $275	13 13.00	0 0.00	6 6.00	0 0.00	5 5.00	3 3.00	0 0.00	27 27.00
Plan #125 - Off Campus Flex Plan 50 + $5	34 34.00	0 0.00	6 6.00	0 0.00	12 12.00	7 7.00	1 1.00	60 60.00
Plan #126 - Off Campus Flex Plan 75 + $5	43 43.00	0 0.00	31 31.00	0 0.00	19 19.00	11 11.00	5 5.00	109 109.00
Period Totals:	726 726.00	0 0.00	385 385.00	0 0.00	404 404.00	310 310.00	55 55.00	1,880 1,880.00

OPERATING STATEMENT
TRUMAN STATE
TOTAL SHEET

ISSUE DATE: 03/06/2023 **PAGE:** 1
REPORT MONTH: 02/01/2023 **THRU** 02/28/2023
OPERATING MONTH : FEBRUARY
DAYS THIS MONTH : 28
MONTHS YTD: 09

FEBRUARY AMOUNT	%	THIS PERIOD LAST YEAR AMOUNT	%	DESCRIPTION	THIS YEAR YEAR-TO-DATE AMOUNT	%	LAST YEAR YEAR-TO-DATE AMOUNT	%
				SALES				
5.68		402.84	0.1	DECLINING BALANCE BOARD	2.33		429.87	
(24,250.37)	3.4	(23,447.47)	3.5	HISSHO SUSHI	(121,793.26)	2.7	(120,508.45)	2.7
2,547.14	0.4	3,208.73	0.5	HISSHO SUSHI MANDATORY BO	12,546.48	0.3	20,170.22	0.5
55.20				VOLUNTARY BOARD-EINSTEIN'	82.71			
6,558.82	0.9	7,827.42	1.2	DECLINING BALANCE-EINSTEI	29,492.15	0.7	37,977.80	0.9
473,411.08	66.4	432,012.93	64.6	MANDATORY BOARD	3,058,689.01	68.0	2,983,084.03	67.5
64,311.88	9.0	77,232.99	11.5	VOLUNTARY BOARD	352,535.38	7.8	453,329.93	10.3
22,395.68	3.1	18,869.94	2.8	CHICK-FIL-A	119,658.71	2.7	155,490.35	3.5
56,880.32	8.0	52,677.47	7.9	CHICK-FIL-A MANDATORY BOA	284,124.72	6.3	265,799.44	6.0
3,727.39	0.5	3,032.54	0.5	FOOD MISCELLANEOUS	19,420.18	0.4	10,024.82	0.2
1,196.94	0.2	695.08	0.1	BANQUET & CATERING	12,539.43	0.3	4,434.86	0.1
21,114.70	3.0	12,689.33	1.9	BANQUET & CATERING-NON TA	272,484.24	6.1	174,767.41	4.0
(1,016.90)	0.1	(428.50)	0.1	CONTRA SALE MEAL PLAN BON	(7,055.95)	0.2	(7,372.15)	0.2
				SUBWAY			346.37	
10,354.01	1.5	7,336.88	1.1	EINSTEIN BROS BAGELS	57,784.48	1.3	55,991.06	1.3
19,105.44	2.7	22,698.07	3.4	EINSTEIN BROS BAGELS MAND	94,281.56	2.1	115,925.41	2.6
113.06				STARBUCKS	148.59			
18,932.71	2.7	17,331.16	2.6	MEIN BOWL	101,018.98	2.2	91,064.52	2.1
15,109.08	2.1	15,085.95	2.3	MEIN BOWL BOARD	71,070.25	1.6	74,333.77	1.7
20,308.63	2.8	20,627.06	3.1	SNACK BAR	132,149.37	2.9	96,396.97	2.2
2,020.73	0.3	1,267.04	0.2	A LA CART CAFE	14,942.23	0.3	9,592.58	0.2
				JAMBA JUICE	(5,713.51)	0.1		
712,881.22	**100.0**	**669,119.46**	**100.0**	**TOTAL SALES**	**4,498,408.08**	**100.0**	**4,421,278.81**	**100.0**
				MISCELLANEOUS	(1,089.48)		428.28	
				OTHER REVENUE-OVER/SHORT			703.75	
712,881.22	**100.0**	**669,119.46**	**100.0**	**TOTAL SALES AND REVENUE**	**4,497,318.60**	**100.0**	**4,422,410.84**	**100.0**
				PRODUCT				
21,537.68	3.0	17,027.82	2.5	BAKED GOODS	108,063.98	2.4	101,546.68	2.3
49,912.82	7.0	51,324.46	7.7	BEVERAGE	292,155.37	6.5	291,324.75	6.6

OPERATING STATEMENT
TRUMAN STATE
TOTAL SHEET

ISSUE DATE: 03/06/2023 **PAGE:** 2
REPORT MONTH: 02/01/2023 **THRU** 02/28/2023
OPERATING MONTH : FEBRUARY
DAYS THIS MONTH : 28
MONTHS YTD: 09

FEBRUARY AMOUNT	%	THIS PERIOD LAST YEAR AMOUNT	%	DESCRIPTION	THIS YEAR YEAR-TO-DATE AMOUNT	%	LAST YEAR YEAR-TO-DATE AMOUNT	%
18,368.03	2.6	14,601.03	2.2	MILK & ICE CREAM	104,383.02	2.3	84,419.08	1.9
103,819.20	14.6	90,868.62	13.6	GROCERIES	634,528.44	14.1	509,221.36	11.5
73,947.13	10.4	73,680.07	11.0	MEAT SEAFOOD EGGS CHEESE	474,448.16	10.5	432,853.35	9.8
29,036.14	4.1	29,556.00	4.4	PRODUCE	202,298.22	4.5	174,173.52	3.9
				MISC PRODUCT	142.20		47.72	
113.10				SPECIAL FUNCTIONS	128.14			
30.46		(19.64)		MERCHANDISE REGULAR	2,537.27	0.1	(1,350.80)	
				CIGARETTES	3.57			
				MISCELLANEOUS VENDING	0.02			
249.46		201.01		SUNDRIES	2,097.42		1,955.90	
		279.00		CANDY			418.50	
				STAMPS			342.00	
(3,854.88)	0.5	(3,753.05)	0.6	DISCOUNTS	(23,395.19)	0.5	(20,372.10)	0.5
293,159.14	**41.1**	**273,765.32**	**40.9**	**TOTAL PRODUCT**	**1,797,390.62**	**40.0**	**1,574,579.96**	**35.6**
				LABOR				
217,036.65	30.4	203,417.43	30.4	WAGES	1,441,505.72	32.0	1,384,665.35	31.3
53,017.54	7.4	49,335.01	7.4	BENEFITS & PAYROLL TAXES	377,823.66	8.4	383,546.23	8.7
8,521.34	1.2	6,195.58	0.9	WAGE ACCRUALS	65,637.14	1.5	69,801.58	1.6
278,575.53	**39.1**	**258,948.02**	**38.7**	**TOTAL LABOR**	**1,884,966.52**	**41.9**	**1,838,013.16**	**41.6**
				CONTROLLABLES				
5,533.10	0.8	6,329.43	0.9	CLEANING SUPPLIES	36,823.55	0.8	38,260.34	0.9
17,490.86	2.5	18,134.70	2.7	PAPER/PLASTIC	104,001.35	2.3	121,321.50	2.7
49.82		37.86		KITCHEN FUEL	539.42		395.36	
679.57	0.1	1,498.53	0.2	EQUIPMENT RENTAL	5,703.78	0.1	7,690.45	0.2
3,336.69	0.5	3,144.29	0.5	PROMOTIONS	22,239.78	0.5	21,092.89	0.5
		135.84		MERCHANDISING / DECOR	125.37		135.84	
925.93	0.1	815.85	0.1	SMALL EQUIPMENT	20,255.31	0.5	10,221.27	0.2
				BUS. DUES AND MEMBERSHIP	1,139.00		750.00	
444.02	0.1	282.09		VEHICLE EXPENSE	3,648.88	0.1	2,390.64	0.1
510.37	0.1	499.49	0.1	TELEPHONE	4,407.56	0.1	4,678.49	0.1
1,922.28	0.3	1,438.56	0.2	UNIFORMS	29,110.56	0.6	27,046.43	0.6

OPERATING STATEMENT
TRUMAN STATE
TOTAL SHEET

HIERARCHY

REPORT MONTH: 02/01/2023 **THRU** 02/28/2023
OPERATING MONTH : FEBRUARY
DAYS THIS MONTH : 28
MONTHS YTD: 09

FEBRUARY AMOUNT	%	THIS PERIOD LAST YEAR AMOUNT	%	DESCRIPTION	THIS YEAR YEAR-TO-DATE AMOUNT	%	LAST YEAR YEAR-TO-DATE AMOUNT	%
795.87	0.1	139.00		MAINTENANCE & REPAIR	11,262.87	0.3	23,299.38	0.5
				SUBSCRIP-SNGL PUBLICATION	302.25			
205.17		206.65		DELIVERY	3,717.75	0.1	1,750.88	
17.00		25.00		FLOWERS	349.52		640.00	
43.80				MEAL PLAN BONUS EXPENSE	789.70			
405.00	0.1	201.00		TRAINING	3,535.00	0.1	4,315.00	0.1
379.44	0.1	359.45	0.1	PRINTED MATERIALS	5,110.82	0.1	6,427.51	0.1
287.34		513.63	0.1	FREIGHT	2,303.16	0.1	3,337.82	0.1
2,521.55	0.4	2,326.99	0.3	MISCELLANEOUS	28,310.64	0.6	46,033.84	1.0
				PROFESSIONAL FEES	62.97			
194.00		188.50		CONSULTING FEES	1,707.50		1,668.50	
260.00		260.00		WEB HOSTING SERVICE	2,340.00	0.1	2,340.00	0.1
				MARKETING MATERIALS	1,954.80		543.41	
101.01				LAUNDRY SUPPLIES	472.38		37.78	
180.00		180.00		SIGNAGE	2,815.00	0.1	1,260.00	
1,012.71	0.1	1,092.71	0.2	EXTERMINATING	9,317.09	0.2	9,343.11	0.2
2,077.26	0.3	1,822.10	0.3	CREDIT CARD DISCOUNT FEES	13,367.98	0.3	13,164.21	0.3
275.21				OFFICE SUPPLIES & EXPENSE	1,104.67			
39,648.00	**5.6**	**39,631.67**	**5.9**	**TOTAL CONTROLLABLES**	**316,818.66**	**7.0**	**348,144.65**	**7.9**
				NON-CONTROLLABLES				
149.00		389.14	0.1	AMORTIZATION-DEPRECIATION	2,332.06	0.1	3,820.38	0.1
8,380.71	1.2	7,553.73	1.1	INSURANCE	55,327.02	1.2	49,191.37	1.1
220.82				MISCELLANEOUS EXPENSE	1,969.28			
11,538.52	1.6	11,538.52	1.7	COMMISSIONS PAYABLE	112,500.57	2.5	112,500.57	2.5
1,984.04	0.3	2,082.43	0.3	EINSTEIN BROS BAGELS ROYA	9,990.24	0.2	11,544.19	0.3
1,308.90	0.2	1,266.52	0.2	TAXES, LICENSE & FEES	13,645.91	0.3	12,810.90	0.3
				GROSS RECEIPTS TAX	2,101.20		2,025.30	
889.61	0.1	847.11	0.1	VEHICLE DEPR. & EXPENSE	8,307.19	0.2	8,242.60	0.2
7,927.60	1.1	7,154.74	1.1	CHICK-FIL-A ROYALTIES	40,378.34	0.9	42,128.98	1.0
24,950.84	3.5	23,419.18	3.5	PRE-SPLIT CONTRIBUTION	157,406.15	3.5	154,784.38	3.5
3,241.71	0.5	2,679.03	0.4	SYSTEMS SUPPORT	27,702.17	0.6	23,148.92	0.5
60,591.75	**8.5**	**56,930.40**	**8.5**	**TOTAL NON-CONTROLLABLES**	**431,660.13**	**9.6**	**420,197.59**	**9.5**

OPERATING STATEMENT
TRUMAN STATE
TOTAL SHEET

HIERARCHY

REPORT MONTH: 02/01/2023 **THRU** 02/28/2023
OPERATING MONTH : FEBRUARY
DAYS THIS MONTH : 28
MONTHS YTD: 09

FEBRUARY AMOUNT	%	THIS PERIOD LAST YEAR AMOUNT	%	DESCRIPTION	THIS YEAR YEAR-TO-DATE AMOUNT	%	LAST YEAR YEAR-TO-DATE AMOUNT	%
671,974.42	**94.3**	**629,275.41**	**94.0**	**TOTAL OPERATING EXPENSES**	**4,430,835.93**	**98.5**	**4,180,935.36**	**94.6**
40,906.80	**5.7**	**39,844.05**	**6.0**	**EXCESS OR (DEFICIT)**	**66,482.67**	**1.5**	**241,475.48**	**5.5**
20,921.95	2.9			PARTICIPATION-CONTRACTOR (	22,834.97)	0.5		
19,984.85	**2.8**	**39,844.05**	**6.0**	**NET EXCESS OR (DEFICIT)**	**89,317.64**	**2.0**	**241,475.48**	**5.5**
				STATISTICS				
1,929.00		1,890.00		CUSTOMER COUNT	10,729.00		11,250.00	

*** HISTORICAL FINANCIAL DATA IN THE YTD, PRIOR YTD, OR PRIOR PERIOD COLUMNS MAY CONTAIN A COMBINATION OF PERIOD AND MONTHLY RESULTS ***

Truman State University

Transaction Counts

Weekly Transaction Counts

02/01/2023 at 02:44 AM through 02/28/2023 at 02:43 AM

Plan ID Plan Name	Service Periods LUNCH	INT BRKF	BREAK	EARLY	AFTER	DINNER	LATE	Plan Totals
Unit ID: 9999, All Terminals								
Plan #110 - 21 Meal Plan + $75.00 DD	2,156	0	610	0	533	2,508	375	6,182
	2,148.00	0.00	610.00	0.00	521.00	2,494.00	375.00	6,148.00
Plan #111 - 18 Meal + $125.00 DD	3,556	0	813	0	674	3,738	501	9,282
	3,548.00	0.00	799.00	0.00	674.00	3,724.00	489.00	9,234.00
Plan #112 - 15 Meal + $225.00 D	16,733	0	2,977	0	3,993	17,222	2,826	43,751
	16,699.00	0.00	2,971.00	0.00	3,985.00	17,132.00	2,788.00	43,575.00
Plan #113 - 12 Meal + $125.00 D	978	0	171	0	238	1,005	148	2,540
	976.00	0.00	171.00	0.00	238.00	997.00	142.00	2,524.00
Plan #114 - 150 Board + $275 Dining	1,299	0	270	0	266	1,196	137	3,168
	1,295.00	0.00	270.00	0.00	266.00	1,192.00	137.00	3,160.00
Plan #120 - Off Campus 21 Meal + $75.00	58	0	4	0	25	73	2	162
	58.00	0.00	4.00	0.00	25.00	73.00	2.00	162.00
Plan #121 - Off Campus18 Meal + $125.0	134	0	59	0	34	159	11	397
	134.00	0.00	59.00	0.00	34.00	159.00	11.00	397.00
Plan #122 - Off Campus15 Meal + $225.0	870	0	164	0	152	799	101	2,086
	868.00	0.00	164.00	0.00	152.00	799.00	101.00	2,084.00
Plan #123 - Off Campus12Meal + $125.0(	933	0	157	0	159	551	39	1,839
	931.00	0.00	157.00	0.00	159.00	547.00	39.00	1,833.00
Plan #124 - Off Campus150 Board + $275	219	0	32	0	58	153	6	468
	219.00	0.00	32.00	0.00	58.00	153.00	6.00	468.00
Plan #125 - Off Campus Flex Plan 50 + $5	866	0	132	0	117	332	37	1,484
	866.00	0.00	132.00	0.00	117.00	332.00	37.00	1,484.00
Plan #126 - Off Campus Flex Plan 75 + $5	1,215	0	161	0	197	574	69	2,216
	1,215.00	0.00	161.00	0.00	197.00	574.00	69.00	2,216.00
	29,017	0	5,550	0	6,446	28,310	4,252	73,575
Period Totals:	28,957.00	0.00	5,530.00	0.00	6,426.00	28,176.00	4,196.00	73,285.00

Truman State University

Transaction Counts

Weekly Transaction Counts by halls

02/01/2023 at 01:44 AM through 02/28/2023 at 01:43 AM

Plan ID Plan Name	Service Periods LUNCH	)NT BRIKF	BREAK	EARLY	AFTER	DINNER	LATE	Plan Totals
Unit ID: 1, Ryle Hall								
Plan #110 - 21 Meal Plan + $75.00 DD	745 745.00	0 0.00	303 303.00	0 0.00	0 0.00	806 806.00	0 0.00	1,854 1,854.00
Plan #111 - 18 Meal + $125.00 DD	960 960.00	0 0.00	397 397.00	0 0.00	0 0.00	1,042 1,042.00	0 0.00	2,399 2,399.00
Plan #112 - 15 Meal + $225.00 D	3,995 3,995.00	0 0.00	843 843.00	0 0.00	5 5.00	4,368 4,368.00	0 0.00	9,211 9,211.00
Plan #113 - 12 Meal + $125.00 D	179 179.00	0 0.00	30 30.00	0 0.00	0 0.00	199 199.00	0 0.00	408 408.00
Plan #114 - 150 Board + $275 Dining	291 291.00	0 0.00	57 57.00	0 0.00	1 1.00	388 388.00	0 0.00	737 737.00
Plan #120 - Off Campus 21 Meal + $75.00	1 1.00	0 0.00	0 0.00	0 0.00	0 0.00	0 0.00	0 0.00	1 1.00
Plan #121 - Off Campus18 Meal + $125.0	20 20.00	0 0.00	5 5.00	0 0.00	0 0.00	43 43.00	0 0.00	68 68.00
Plan #122 - Off Campus15 Meal + $225.0	180 180.00	0 0.00	51 51.00	0 0.00	0 0.00	130 130.00	0 0.00	361 361.00
Plan #123 - Off Campus12Meal + $125.0(	174 174.00	0 0.00	39 39.00	0 0.00	0 0.00	120 120.00	0 0.00	333 333.00
Plan #124 - Off Campus150 Board + $275	21 21.00	0 0.00	7 7.00	0 0.00	0 0.00	49 49.00	0 0.00	77 77.00
Plan #125 - Off Campus Flex Plan 50 + $5	103 103.00	0 0.00	45 45.00	0 0.00	2 2.00	50 50.00	0 0.00	200 200.00
Plan #126 - Off Campus Flex Plan 75 + $5	131 131.00	0 0.00	23 23.00	0 0.00	0 0.00	151 151.00	0 0.00	305 305.00
	6,800	0	1,800	0	8	7,346	0	15,954
Period Totals:	6,800.00	0.00	1,800.00	0.00	8.00	7,346.00	0.00	15,954.00
Unit ID: 10, Missouri Hall								
Plan #110 - 21 Meal Plan + $75.00 DD	329 329.00	0 0.00	125 125.00	0 0.00	3 3.00	313 313.00	0 0.00	770 770.00
Plan #111 - 18 Meal + $125.00 DD	554 554.00	0 0.00	124 124.00	0 0.00	0 0.00	446 446.00	0 0.00	1,124 1,124.00
Plan #112 - 15 Meal + $225.00 D	2,410 2,410.00	0 0.00	476 476.00	0 0.00	41 41.00	2,779 2,779.00	0 0.00	5,706 5,706.00
Plan #113 - 12 Meal + $125.00 D	157 157.00	0 0.00	8 8.00	0 0.00	5 5.00	159 159.00	0 0.00	329 329.00
Plan #114 - 150 Board + $275 Dining	205 205.00	0 0.00	26 26.00	0 0.00	6 6.00	171 171.00	0 0.00	408 408.00
Plan #120 - Off Campus 21 Meal + $75.00	24 24.00	0 0.00	0 0.00	0 0.00	0 0.00	3 3.00	0 0.00	27 27.00
Plan #121 - Off Campus18 Meal + $125.0	20 20.00	0 0.00	14 14.00	0 0.00	0 0.00	20 20.00	0 0.00	54 54.00
Plan #122 - Off Campus15 Meal + $225.0	192 192.00	0 0.00	34 34.00	0 0.00	0 0.00	194 194.00	0 0.00	420 420.00
Plan #123 - Off Campus12Meal + $125.0(	167 167.00	0 0.00	22 22.00	0 0.00	0 0.00	81 81.00	0 0.00	270 270.00
Plan #124 - Off Campus150 Board + $275	23 23.00	0 0.00	0 0.00	0 0.00	0 0.00	20 20.00	0 0.00	43 43.00
Plan #125 - Off Campus Flex Plan 50 + $5	156 156.00	0 0.00	5 5.00	0 0.00	2 2.00	30 30.00	0 0.00	193 193.00
Plan #126 - Off Campus Flex Plan 75 + $5	260 260.00	0 0.00	4 4.00	0 0.00	0 0.00	67 67.00	0 0.00	331 331.00
	4,497	0	838	0	57	4,283	0	9,675
Period Totals:	4,497.00	0.00	838.00	0.00	57.00	4,283.00	0.00	9,675.00

Truman State University

Transaction Counts

Weekly Transaction Counts by Micros

02/01/2023 at 01:44 AM through 02/28/2023 at 01:43 AM

Plan ID Plan Name	Service Periods LUNCH	)NT BRKF	BREAK	EARLY	AFTER	DINNER	LATE	Plan Totals
Dobson CStore								
Plan #110 - 21 Meal Plan + $75.00 D	113	0	72	0	130	363	195	873
	109.00	0.00	72.00	0.00	128.00	353.00	195.00	857.00
Plan #111 - 18 Meal + $125.00 DD	308	0	73	0	153	716	335	1,585
	300.00	0.00	59.00	0.00	153.00	702.00	323.00	1,537.00
Plan #112 - 15 Meal + $225.00 D	1,442	0	404	0	914	2,973	1,460	7,193
	1,442.00	0.00	404.00	0.00	914.00	2,885.00	1,422.00	7,067.00
Plan #113 - 12 Meal + $125.00 D	156	0	23	0	63	171	73	486
	156.00	0.00	23.00	0.00	63.00	163.00	67.00	472.00
Plan #114 - 150 Board + $275 Dining	50	0	25	0	69	110	47	301
	50.00	0.00	25.00	0.00	69.00	110.00	47.00	301.00
Plan #120 - Off Campus 21 Meal + $75.00	10	0	0	0	0	0	0	10
	10.00	0.00	0.00	0.00	0.00	0.00	0.00	10.00
Plan #121 - Off Campus18 Meal + $125.0	10	0	0	0	0	23	11	44
	10.00	0.00	0.00	0.00	0.00	23.00	11.00	44.00
Plan #122 - Off Campus15 Meal + $225.0	11	0	0	0	4	35	25	75
	11.00	0.00	0.00	0.00	4.00	35.00	25.00	75.00
Plan #123 - Off Campus12Meal + $125.0(	41	0	8	0	18	35	0	102
	41.00	0.00	8.00	0.00	18.00	35.00	0.00	102.00
Plan #124 - Off Campus150 Board + $275	0	0	0	0	0	2	4	6
	0.00	0.00	0.00	0.00	0.00	2.00	4.00	6.00
Plan #125 - Off Campus Flex Plan 50 + $5	19	0	1	0	5	12	6	43
	19.00	0.00	1.00	0.00	5.00	12.00	6.00	43.00
Plan #126 - Off Campus Flex Plan 75 + $5	48	0	8	0	5	25	24	110
	48.00	0.00	8.00	0.00	5.00	25.00	24.00	110.00
	2,208	0	614	0	1,361	4,465	2,180	10,828
Period Totals:	2,196.00	0.00	600.00	0.00	1,359.00	4,345.00	2,124.00	10,624.00
Unit ID: 3, Einsteins								
Plan #110 - 21 Meal Plan + $75.00 DD	140	0	54	0	39	22	0	255
	140.00	0.00	54.00	0.00	39.00	22.00	0.00	255.00
Plan #111 - 18 Meal + $125.00 DD	282	0	105	0	27	8	0	422
	282.00	0.00	105.00	0.00	27.00	8.00	0.00	422.00
Plan #112 - 15 Meal + $225.00 D	1,756	0	482	0	296	87	0	2,621
	1,754.00	0.00	476.00	0.00	296.00	87.00	0.00	2,613.00
Plan #113 - 12 Meal + $125.00 D	124	0	64	0	18	2	0	208
	122.00	0.00	64.00	0.00	18.00	2.00	0.00	206.00
Plan #114 - 150 Board + $275 Dining	104	0	68	0	15	6	0	193
	104.00	0.00	68.00	0.00	15.00	6.00	0.00	193.00
Plan #120 - Off Campus 21 Meal + $75.00	6	0	0	0	3	0	0	9
	6.00	0.00	0.00	0.00	3.00	0.00	0.00	9.00
Plan #121 - Off Campus18 Meal + $125.0	7	0	21	0	4	0	0	32
	7.00	0.00	21.00	0.00	4.00	0.00	0.00	32.00
Plan #122 - Off Campus15 Meal + $225.0	102	0	46	0	21	5	0	174
	102.00	0.00	46.00	0.00	21.00	5.00	0.00	174.00
Plan #123 - Off Campus12Meal + $125.0(	47	0	59	0	6	1	0	113
	47.00	0.00	59.00	0.00	6.00	1.00	0.00	113.00
Plan #124 - Off Campus150 Board + $275	18	0	12	0	2	2	0	34
	18.00	0.00	12.00	0.00	2.00	2.00	0.00	34.00
Plan #125 - Off Campus Flex Plan 50 + $5	106	0	46	0	17	3	0	172
	106.00	0.00	46.00	0.00	17.00	3.00	0.00	172.00
Plan #126 - Off Campus Flex Plan 75 + $5	145	0	57	0	15	2	0	219
	145.00	0.00	57.00	0.00	15.00	2.00	0.00	219.00
	2,837	0	1,014	0	463	138	0	4,452
Period Totals:	2,833.00	0.00	1,008.00	0.00	463.00	138.00	0.00	4,442.00

Unit ID: 16, Main Street 04 3700

Truman State University

Transaction Counts

Weekly Transaction Counts by Micros

02/01/2023 at 01:44 AM through 02/28/2023 at 01:43 AM

Plan ID Plan Name	Service Periods LUNCH	INT BRKF	BREAK	EARLY	AFTER	DINNER	LATE	Plan Totals
Plan #110 - 21 Meal Plan + $75.00 DD	96 96.00	0 0.00	0 0.00	0 0.00	67 67.00	266 266.00	19 19.00	448 448.00
Plan #111 - 18 Meal + $125.00 DD	212 212.00	0 0.00	0 0.00	0 0.00	79 79.00	453 453.00	8 8.00	752 752.00
Plan #112 - 15 Meal + $225.00 D	930 924.00	0 0.00	0 0.00	0 0.00	492 488.00	1,993 1,991.00	94 94.00	3,509 3,497.00
Plan #113 - 12 Meal + $125.00 D	47 47.00	0 0.00	0 0.00	0 0.00	18 18.00	123 123.00	7 7.00	195 195.00
Plan #114 - 150 Board + $275 Dining	63 63.00	0 0.00	0 0.00	0 0.00	30 30.00	180 180.00	7 7.00	280 280.00
Plan #120 - Off Campus 21 Meal + $75.00	5 5.00	0 0.00	0 0.00	0 0.00	0 0.00	8 8.00	0 0.00	13 13.00
Plan #121 - Off Campus18 Meal + $125.0	0 0.00	0 0.00	0 0.00	0 0.00	7 7.00	10 10.00	0 0.00	17 17.00
Plan #122 - Off Campus15 Meal + $225.0	42 42.00	0 0.00	0 0.00	0 0.00	30 30.00	144 144.00	14 14.00	230 230.00
Plan #123 - Off Campus12Meal + $125.0(	66 66.00	0 0.00	0 0.00	0 0.00	27 27.00	80 80.00	14 14.00	187 187.00
Plan #124 - Off Campus150 Board + $275	22 22.00	0 0.00	0 0.00	0 0.00	13 13.00	23 23.00	2 2.00	60 60.00
Plan #125 - Off Campus Flex Plan 50 + $5	58 58.00	0 0.00	0 0.00	0 0.00	15 15.00	68 68.00	3 3.00	144 144.00
Plan #126 - Off Campus Flex Plan 75 + $5	102 102.00	0 0.00	0 0.00	0 0.00	29 29.00	109 109.00	9 9.00	249 249.00
	1,643	0	0	0	807	3,457	177	6,084
Period Totals:	1,637.00	0.00	0.00	0.00	803.00	3,455.00	177.00	6,072.00

Unit ID: 17, Main Street 05 3700

Plan #110 - 21 Meal Plan + $75.00 DD	327 325.00	0 0.00	0 0.00	0 0.00	101 91.00	16 16.00	4 4.00	448 436.00
Plan #111 - 18 Meal + $125.00 DD	502 502.00	0 0.00	0 0.00	0 0.00	155 155.00	25 25.00	4 4.00	686 686.00
Plan #112 - 15 Meal + $225.00 D	2,798 2,782.00	0 0.00	0 0.00	0 0.00	812 810.00	175 175.00	33 33.00	3,818 3,800.00
Plan #113 - 12 Meal + $125.00 D	126 126.00	0 0.00	1 1.00	0 0.00	40 40.00	15 15.00	10 10.00	192 192.00
Plan #114 - 150 Board + $275 Dining	316 312.00	0 0.00	0 0.00	0 0.00	34 34.00	6 6.00	0 0.00	356 352.00
Plan #120 - Off Campus 21 Meal + $75.00	5 5.00	0 0.00	0 0.00	0 0.00	10 10.00	0 0.00	0 0.00	15 15.00
Plan #121 - Off Campus18 Meal + $125.0	31 31.00	0 0.00	0 0.00	0 0.00	3 3.00	2 2.00	0 0.00	36 36.00
Plan #122 - Off Campus15 Meal + $225.0	155 153.00	0 0.00	0 0.00	0 0.00	42 42.00	7 7.00	4 4.00	208 206.00
Plan #123 - Off Campus12Meal + $125.0(	236 236.00	0 0.00	0 0.00	0 0.00	44 44.00	7 7.00	2 2.00	289 289.00
Plan #124 - Off Campus150 Board + $275	74 74.00	0 0.00	0 0.00	0 0.00	10 10.00	3 3.00	0 0.00	87 87.00
Plan #125 - Off Campus Flex Plan 50 + $5	244 244.00	0 0.00	0 0.00	0 0.00	27 27.00	7 7.00	9 9.00	287 287.00
Plan #126 - Off Campus Flex Plan 75 + $5	250 250.00	0 0.00	0 0.00	0 0.00	76 76.00	15 15.00	6 6.00	347 347.00
	5,064	0	1	0	1,354	278	72	6,769
Period Totals:	5,040.00	0.00	1.00	0.00	1,342.00	278.00	72.00	6,733.00

Unit ID: 18, Main Street 06 3700

Truman State University

Transaction Counts

Weekly Transaction Counts by Micros

02/01/2023 at 01:44 AM through 02/28/2023 at 01:43 AM

Plan ID Plan Name	Service Periods LUNCH	ONT BRKF	BREAK	EARLY	AFTER	DINNER	LATE	Plan Totals
Plan #110 - 21 Meal Plan + $75.00 DD	170 168.00	0 0.00	0 0.00	0 0.00	53 53.00	347 343.00	19 19.00	589 583.00
Plan #111 - 18 Meal + $125.00 DD	352 352.00	0 0.00	0 0.00	0 0.00	52 52.00	635 635.00	8 8.00	1,047 1,047.00
Plan #112 - 15 Meal + $225.00 D	1,551 1,549.00	0 0.00	0 0.00	0 0.00	343 343.00	2,490 2,490.00	121 121.00	4,505 4,503.00
Plan #113 - 12 Meal + $125.00 D	72 72.00	0 0.00	0 0.00	0 0.00	26 26.00	178 178.00	2 2.00	278 278.00
Plan #114 - 150 Board + $275 Dining	104 104.00	0 0.00	0 0.00	0 0.00	10 10.00	175 175.00	1 1.00	290 290.00
Plan #120 - Off Campus 21 Meal + $75.00	5 5.00	0 0.00	0 0.00	0 0.00	1 1.00	21 21.00	0 0.00	27 27.00
Plan #121 - Off Campus18 Meal + $125.0	9 9.00	0 0.00	0 0.00	0 0.00	3 3.00	46 46.00	0 0.00	58 58.00
Plan #122 - Off Campus15 Meal + $225.0	77 77.00	0 0.00	0 0.00	0 0.00	18 18.00	158 158.00	13 13.00	266 266.00
Plan #123 - Off Campus12Meal + $125.0(	119 119.00	0 0.00	0 0.00	0 0.00	23 23.00	158 154.00	4 4.00	304 300.00
Plan #124 - Off Campus150 Board + $275	23 23.00	0 0.00	0 0.00	0 0.00	5 5.00	46 46.00	0 0.00	74 74.00
Plan #125 - Off Campus Flex Plan 50 + $5	96 96.00	0 0.00	0 0.00	0 0.00	18 18.00	130 130.00	3 3.00	247 247.00
Plan #126 - Off Campus Flex Plan 75 + $5	163 163.00	0 0.00	0 0.00	0 0.00	23 23.00	149 149.00	5 5.00	340 340.00
	2,741	0	0	0	575	4,533	176	8,025
Period Totals:	2,737.00	0.00	0.00	0.00	575.00	4,525.00	176.00	8,013.00

West Campus CStore

Plan #110 - 21 Meal Plan + $75.00 DD	163 163.00	0 0.00	47 47.00	0 0.00	52 52.00	302 302.00	114 114.00	678 678.00
Plan #111 - 18 Meal + $125.00 DD	205 205.00	0 0.00	39 39.00	0 0.00	106 106.00	322 322.00	125 125.00	797 797.00
Plan #112 - 15 Meal + $225.00 D	958 958.00	0 0.00	263 263.00	0 0.00	552 552.00	1,864 1,864.00	986 986.00	4,623 4,623.00
Plan #113 - 12 Meal + $125.00 D	62 62.00	0 0.00	17 17.00	0 0.00	44 44.00	148 148.00	49 49.00	320 320.00
Plan #114 - 150 Board + $275 Dining	89 89.00	0 0.00	22 22.00	0 0.00	65 65.00	115 115.00	75 75.00	366 366.00
Plan #120 - Off Campus 21 Meal + $75.00	0 0.00	0 0.00	4 4.00	0 0.00	10 10.00	38 38.00	2 2.00	54 54.00
Plan #121 - Off Campus18 Meal + $125.0	8 8.00	0 0.00	11 11.00	0 0.00	14 14.00	11 11.00	0 0.00	44 44.00
Plan #122 - Off Campus15 Meal + $225.0	48 48.00	0 0.00	8 8.00	0 0.00	19 19.00	98 98.00	36 36.00	209 209.00
Plan #123 - Off Campus12Meal + $125.0(	50 50.00	0 0.00	6 6.00	0 0.00	30 30.00	52 52.00	8 8.00	146 146.00
Plan #124 - Off Campus150 Board + $275	6 6.00	0 0.00	0 0.00	0 0.00	22 22.00	0 0.00	0 0.00	28 28.00
Plan #125 - Off Campus Flex Plan 50 + $5	4 4.00	0 0.00	0 0.00	0 0.00	1 1.00	13 13.00	3 3.00	21 21.00
Plan #126 - Off Campus Flex Plan 75 + $5	13 13.00	0 0.00	2 2.00	0 0.00	0 0.00	16 16.00	14 14.00	45 45.00
	1,606	0	419	0	915	2,979	1,412	7,331
Period Totals:	1,606.00	0.00	419.00	0.00	915.00	2,979.00	1,412.00	7,331.00

Unit ID: 23, Starbucks

Truman State University

Transaction Counts

Weekly Transaction Counts by Micros

02/01/2023 at 01:44 AM through 02/28/2023 at 01:43 AM

Plan ID Plan Name	Service Periods LUNCH	)NT BRKF	BREAK	EARLY	AFTER	DINNER	LATE	Plan Totals
Plan #110 - 21 Meal Plan + $75.00 DD	73 73.00	0 0.00	9 9.00	0 0.00	88 88.00	73 73.00	24 24.00	267 267.00
Plan #111 - 18 Meal + $125.00 DD	181 181.00	0 0.00	75 75.00	0 0.00	102 102.00	91 91.00	21 21.00	470 470.00
Plan #112 - 15 Meal + $225.00 D	893 885.00	0 0.00	509 509.00	0 0.00	538 536.00	493 493.00	132 132.00	2,565 2,555.00
Plan #113 - 12 Meal + $125.00 D	55 55.00	0 0.00	28 28.00	0 0.00	24 24.00	10 10.00	7 7.00	124 124.00
Plan #114 - 150 Board + $275 Dining	77 77.00	0 0.00	72 72.00	0 0.00	36 36.00	45 41.00	7 7.00	237 233.00
Plan #120 - Off Campus 21 Meal + $75.00	2 2.00	0 0.00	0 0.00	0 0.00	1 1.00	3 3.00	0 0.00	6 6.00
Plan #121 - Off Campus18 Meal + $125.0	29 29.00	0 0.00	8 8.00	0 0.00	3 3.00	4 4.00	0 0.00	44 44.00
Plan #122 - Off Campus15 Meal + $225.0	63 63.00	0 0.00	25 25.00	0 0.00	18 18.00	28 28.00	9 9.00	143 143.00
Plan #123 - Off Campus12Meal + $125.0(	33 31.00	0 0.00	23 23.00	0 0.00	11 11.00	17 17.00	11 11.00	95 93.00
Plan #124 - Off Campus150 Board + $275	32 32.00	0 0.00	13 13.00	0 0.00	6 6.00	8 8.00	0 0.00	59 59.00
Plan #125 - Off Campus Flex Plan 50 + $5	80 80.00	0 0.00	35 35.00	0 0.00	30 30.00	19 19.00	13 13.00	177 177.00
Plan #126 - Off Campus Flex Plan 75 + $5	103 103.00	0 0.00	67 67.00	0 0.00	49 49.00	40 40.00	11 11.00	270 270.00
	1,621	0	864	0	906	831	235	4,457
Period Totals:	1,611.00	0.00	864.00	0.00	904.00	827.00	235.00	4,441.00

HIERARCHY

OPERATING STATEMENT
TRUMAN STATE
TOTAL SHEET

ISSUE DATE: 04/06/2023 **PAGE:** 1
REPORT MONTH: 03/01/2023 **THRU** 03/31/2023
OPERATING MONTH : MARCH
DAYS THIS MONTH : 31
MONTHS YTD: 10

MARCH AMOUNT	%	THIS PERIOD LAST YEAR AMOUNT	%	DESCRIPTION	THIS YEAR YEAR-TO-DATE AMOUNT	%	LAST YEAR YEAR-TO-DATE AMOUNT	%
				SALES				
				DECLINING BALANCE BOARD	2.33		429.87	
(20,475.62)	3.6	(21,665.01)	4.0	HISSHO SUSHI	(142,268.88)	2.8	(142,173.46)	2.9
1,906.55	0.3	2,461.70	0.5	HISSHO SUSHI MANDATORY BO	14,453.03	0.3	22,631.92	0.5
57.00				VOLUNTARY BOARD-EINSTEIN'	139.71			
5,252.23	0.9	6,789.25	1.3	DECLINING BALANCE-EINSTEI	34,744.38	0.7	44,767.05	0.9
360,117.40	64.0	325,790.01	60.5	MANDATORY BOARD	3,418,806.41	67.6	3,308,874.04	66.7
49,884.07	8.9	59,644.77	11.1	VOLUNTARY BOARD	402,419.45	8.0	512,974.70	10.3
18,415.30	3.3	16,929.75	3.1	CHICK-FIL-A	138,074.01	2.7	172,420.10	3.5
41,890.24	7.4	42,188.49	7.8	CHICK-FIL-A MANDATORY BOA	326,014.96	6.4	307,987.93	6.2
(4,402.62)	0.8	2,162.89	0.4	FOOD MISCELLANEOUS	15,017.56	0.3	12,187.71	0.2
		1,642.95	0.3	BANQUET & CATERING	12,539.43	0.2	6,077.81	0.1
33,344.34	5.9	23,623.75	4.4	BANQUET & CATERING-NON TA	305,828.58	6.0	198,391.16	4.0
(404.19)	0.1	(684.25)	0.1	CONTRA SALE MEAL PLAN BON(	7,460.14)	0.1	(8,056.40)	0.2
46.97				RETAIL	46.97			
				SUBWAY			346.37	
8,865.08	1.6	7,891.33	1.5	EINSTEIN BROS BAGELS	66,649.56	1.3	63,882.39	1.3
16,748.90	3.0	20,443.96	3.8	EINSTEIN BROS BAGELS MAND	111,030.46	2.2	136,369.37	2.7
116.10				STARBUCKS	264.69			
17,956.71	3.2	18,028.29	3.3	MEIN BOWL	118,975.69	2.4	109,092.81	2.2
11,186.86	2.0	12,502.91	2.3	MEIN BOWL BOARD	82,257.11	1.6	86,836.68	1.8
20,242.97	3.6	19,679.27	3.7	SNACK BAR	152,392.34	3.0	116,076.24	2.3
1,719.94	0.3	1,226.95	0.2	A LA CART CAFE	16,662.17	0.3	10,819.53	0.2
				JAMBA JUICE	(5,713.51)	0.1		
562,468.23	**100.0**	**538,657.01**	**100.0**	**TOTAL SALES**	**5,060,876.31**	**100.0**	**4,959,935.82**	**100.0**
372.42	0.1			MISCELLANEOUS	(717.06)		428.28	
				OTHER REVENUE-OVER/SHORT			703.75	
562,840.65	**100.1**	**538,657.01**	**100.0**	**TOTAL SALES AND REVENUE**	**5,060,159.25**	**100.0**	**4,961,067.85**	**100.0**
				PRODUCT				
12,784.98	2.3	11,741.31	2.2	BAKED GOODS	120,848.96	2.4	113,287.99	2.3

OPERATING STATEMENT
TRUMAN STATE
TOTAL SHEET

ISSUE DATE: 04/06/2023 **PAGE:** 2
REPORT MONTH: 03/01/2023 **THRU** 03/31/2023
OPERATING MONTH : MARCH
DAYS THIS MONTH : 31
MONTHS YTD: 10

MARCH AMOUNT	%	THIS PERIOD LAST YEAR AMOUNT	%	DESCRIPTION	THIS YEAR YEAR-TO-DATE AMOUNT	%	LAST YEAR YEAR-TO-DATE AMOUNT	%
36,119.96	6.4	39,035.32	7.2	BEVERAGE	328,275.33	6.5	330,360.07	6.7
11,948.94	2.1	13,300.49	2.5	MILK & ICE CREAM	116,331.96	2.3	97,719.57	2.0
86,687.72	15.4	71,615.15	13.3	GROCERIES	721,216.16	14.3	580,836.51	11.7
59,282.51	10.5	57,806.38	10.7	MEAT SEAFOOD EGGS CHEESE	533,730.67	10.5	490,659.73	9.9
24,703.92	4.4	23,048.48	4.3	PRODUCE	227,002.14	4.5	197,222.00	4.0
				MISC PRODUCT	142.20		47.72	
90.00				SPECIAL FUNCTIONS	218.14			
(19.72)		(20.96)		MERCHANDISE REGULAR	2,517.55		(1,371.76)	
				CIGARETTES	3.57			
				MISCELLANEOUS VENDING	0.02			
221.81		136.01		SUNDRIES	2,319.23		2,091.91	
				CANDY			418.50	
				STAMPS			342.00	
(3,508.19)	0.6	(3,629.45)	0.7	DISCOUNTS	(26,903.38)	0.5	(24,001.55)	0.5
228,311.93	**40.6**	**213,032.73**	**39.5**	**TOTAL PRODUCT**	**2,025,702.55**	**40.0**	**1,787,612.69**	**36.0**
				LABOR				
201,061.39	35.7	188,292.52	35.0	WAGES	1,642,567.11	32.5	1,572,957.87	31.7
54,685.40	9.7	50,511.55	9.4	BENEFITS & PAYROLL TAXES	432,509.06	8.5	434,057.78	8.8
16,215.41	2.9	8,727.07	1.6	WAGE ACCRUALS	81,852.55	1.6	78,528.65	1.6
271,962.20	**48.4**	**247,531.14**	**46.0**	**TOTAL LABOR**	**2,156,928.72**	**42.6**	**2,085,544.30**	**42.0**
				CONTROLLABLES				
3,924.59	0.7	4,335.81	0.8	CLEANING SUPPLIES	40,748.14	0.8	42,596.15	0.9
13,641.64	2.4	14,988.25	2.8	PAPER/PLASTIC	117,642.99	2.3	136,309.75	2.7
99.64				KITCHEN FUEL	639.06		395.36	
627.18	0.1	640.88	0.1	EQUIPMENT RENTAL	6,330.96	0.1	8,331.33	0.2
2,738.79	0.5	2,736.90	0.5	PROMOTIONS	24,978.57	0.5	23,829.79	0.5
		63.96		MERCHANDISING / DECOR	125.37		199.80	
1,313.81	0.2	1,404.89	0.3	SMALL EQUIPMENT	21,569.12	0.4	11,626.16	0.2
				BUS. DUES AND MEMBERSHIP	1,139.00		750.00	
869.30	0.2	286.66	0.1	VEHICLE EXPENSE	4,518.18	0.1	2,677.30	0.1
510.45	0.1	561.25	0.1	TELEPHONE	4,918.01	0.1	5,239.74	0.1

OPERATING STATEMENT
TRUMAN STATE
TOTAL SHEET

ISSUE DATE: 04/06/2023 **PAGE:** 3
REPORT MONTH:03/01/2023 **THRU** 03/31/2023
OPERATING MONTH : MARCH
DAYS THIS MONTH : 31
MONTHS YTD: 10

MARCH AMOUNT	%	THIS PERIOD LAST YEAR AMOUNT	%	DESCRIPTION	THIS YEAR YEAR-TO-DATE AMOUNT	%	LAST YEAR YEAR-TO-DATE AMOUNT	%
1,553.12	0.3	1,759.14	0.3	UNIFORMS	30,663.68	0.6	28,805.57	0.6
773.15	0.1	1,673.69	0.3	MAINTENANCE & REPAIR	12,036.02	0.2	24,973.07	0.5
75.00				SUBSCRIP-SNGL PUBLICATION	377.25			
167.44		137.17		DELIVERY	3,885.19	0.1	1,888.05	
105.99				FLOWERS	455.51		640.00	
26.20		42.30		MEAL PLAN BONUS EXPENSE	815.90		42.30	
150.00		307.00	0.1	TRAINING	3,685.00	0.1	4,622.00	0.1
203.36		204.14		PRINTED MATERIALS	5,314.18	0.1	6,631.65	0.1
158.14		241.25		FREIGHT	2,461.30		3,579.07	0.1
3,204.41	0.6	2,722.06	0.5	MISCELLANEOUS	31,515.05	0.6	48,755.90	1.0
				PROFESSIONAL FEES	62.97			
194.00		188.50		CONSULTING FEES	1,901.50		1,857.00	
260.00		260.00		WEB HOSTING SERVICE	2,600.00	0.1	2,600.00	0.1
135.95				MARKETING MATERIALS	2,090.75		543.41	
101.01				LAUNDRY SUPPLIES	573.39		37.78	
180.00		360.00	0.1	SIGNAGE	2,995.00	0.1	1,620.00	
1,012.71	0.2	1,012.71	0.2	EXTERMINATING	10,329.80	0.2	10,355.82	0.2
2,029.00	0.4	2,000.20	0.4	CREDIT CARD DISCOUNT FEES	15,396.98	0.3	15,164.41	0.3
128.77				OFFICE SUPPLIES & EXPENSE	1,233.44			
34,183.65	**6.1**	**35,926.76**	**6.7**	**TOTAL CONTROLLABLES**	**351,002.31**	**6.9**	**384,071.41**	**7.7**
				NON-CONTROLLABLES				
36.62		434.70	0.1	AMORTIZATION-DEPRECIATION	2,368.68		4,255.08	0.1
7,602.08	1.4	7,720.48	1.4	INSURANCE	62,929.10	1.2	56,911.85	1.1
313.13	0.1			MISCELLANEOUS EXPENSE	2,282.41			
12,774.79	2.3	12,774.79	2.4	COMMISSIONS PAYABLE	125,275.36	2.5	125,275.36	2.5
1,700.78	0.3	1,931.85	0.4	EINSTEIN BROS BAGELS ROYA	11,691.02	0.2	13,476.04	0.3
2,151.67	0.4	2,232.80	0.4	TAXES, LICENSE & FEES	15,797.58	0.3	15,043.70	0.3
				GROSS RECEIPTS TAX	2,101.20		2,025.30	
24.76		937.86	0.2	VEHICLE DEPR. & EXPENSE	8,331.95	0.2	9,180.46	0.2
6,030.55	1.1	5,911.82	1.1	CHICK-FIL-A ROYALTIES	46,408.89	0.9	48,040.80	1.0
19,699.42	3.5	18,853.00	3.5	PRE-SPLIT CONTRIBUTION	177,105.57	3.5	173,637.38	3.5
2,804.16	0.5	3,262.80	0.6	SYSTEMS SUPPORT	30,506.33	0.6	26,411.72	0.5

OPERATING STATEMENT
TRUMAN STATE
TOTAL SHEET

HIERARCHY

REPORT MONTH: 03/01/2023 **THRU** 03/31/2023
OPERATING MONTH : MARCH
DAYS THIS MONTH : 31
MONTHS YTD: 10

MARCH AMOUNT	%	THIS PERIOD LAST YEAR AMOUNT	%	DESCRIPTION	THIS YEAR YEAR-TO-DATE AMOUNT	%	LAST YEAR YEAR-TO-DATE AMOUNT	%
53,137.96	**9.4**	**54,060.10**	**10.0**	**TOTAL NON-CONTROLLABLES**	**484,798.09**	**9.6**	**474,257.69**	**9.6**
587,595.74	**104.5**	**550,550.73**	**102.2**	**TOTAL OPERATING EXPENSES**	**5,018,431.67**	**99.2**	**4,731,486.09**	**95.4**
(24,755.09)	**4.4**	**(11,893.72)**	**2.2**	**EXCESS OR (DEFICIT)**	**41,727.58**	**0.8**	**229,581.76**	**4.6**
(42,091.35)	7.5			PARTICIPATION-CONTRACTOR	(64,926.32)	1.3		
17,336.26	**3.1**	**(11,893.72)**	**2.2**	**NET EXCESS OR (DEFICIT)**	**106,653.90**	**2.1**	**229,581.76**	**4.6**
				STATISTICS				
1,753.00		1,703.00		CUSTOMER COUNT	12,482.00		12,953.00	

*** HISTORICAL FINANCIAL DATA IN THE YTD, PRIOR YTD, OR PRIOR PERIOD COLUMNS MAY CONTAIN A COMBINATION OF PERIOD AND MONTHLY RESULTS ***

Truman State University

Transaction Counts

Weekly Transaction Counts

03/01/2023 at 02:44 AM through 03/31/2023 at 02:43 AM

Plan ID Plan Name	Service Periods LUNCH	NT BRKF	BREAK	EARLY	AFTER	DINNER	LATE	Plan Totals
Unit ID: 9999, All Terminals								
Plan #110 - 21 Meal Plan + $75.00 DD	1,857	0	466	1	334	1,810	342	4,810
	1,849.00	0.00	466.00	1.00	332.00	1,796.00	330.00	4,774.00
Plan #111 - 18 Meal + $125.00 DD	2,859	0	690	6	573	2,604	398	7,130
	2,859.00	0.00	690.00	6.00	565.00	2,604.00	388.00	7,112.00
Plan #112 - 15 Meal + $225.00 D	13,475	0	2,357	0	3,187	12,658	2,115	33,792
	13,463.00	0.00	2,347.00	0.00	3,167.00	12,630.00	2,075.00	33,682.00
Plan #113 - 12 Meal + $125.00 D	813	0	210	0	167	733	97	2,020
	809.00	0.00	210.00	0.00	167.00	733.00	97.00	2,016.00
Plan #114 - 150 Board + $275 Dining	1,065	0	232	0	205	907	100	2,509
	1,065.00	0.00	232.00	0.00	203.00	901.00	100.00	2,501.00
Plan #120 - Off Campus 21 Meal + $75.00	23	0	3	0	7	43	12	88
	21.00	0.00	3.00	0.00	7.00	43.00	12.00	86.00
Plan #121 - Off Campus18 Meal + $125.0	120	0	22	0	24	105	18	289
	120.00	0.00	22.00	0.00	24.00	105.00	18.00	289.00
Plan #122 - Off Campus15 Meal + $225.0	656	0	151	4	140	606	51	1,608
	656.00	0.00	151.00	4.00	140.00	606.00	51.00	1,608.00
Plan #123 - Off Campus12Meal + $125.0(	714	0	110	0	106	472	24	1,426
	714.00	0.00	110.00	0.00	106.00	472.00	24.00	1,426.00
Plan #124 - Off Campus150 Board + $275	189	0	31	0	42	152	12	426
	189.00	0.00	29.00	0.00	42.00	152.00	12.00	424.00
Plan #125 - Off Campus Flex Plan 50 + $5	698	0	105	0	148	279	40	1,270
	696.00	0.00	105.00	0.00	148.00	277.00	38.00	1,264.00
Plan #126 - Off Campus Flex Plan 75 + $5	1,000	0	136	0	152	481	53	1,822
	1,000.00	0.00	136.00	0.00	152.00	481.00	53.00	1,822.00
	23,469	0	4,513	11	5,085	20,850	3,262	57,190
Period Totals:	23,441.00	0.00	4,501.00	11.00	5,053.00	20,800.00	3,198.00	57,004.00

Truman State University

Transaction Counts

Weekly Transaction Counts by halls

03/01/2023 at 01:44 AM through 03/31/2023 at 01:43 AM

Plan ID Plan Name	Service Periods LUNCH	ONT BRKF	BREAK	EARLY	AFTER	DINNER	LATE	Plan Totals
Unit ID: 1, Ryle Hall								
Plan #110 - 21 Meal Plan + $75.00 DD	548 548.00	0 0.00	224 224.00	1 1.00	0 0.00	519 519.00	0 0.00	1,292 1,292.00
Plan #111 - 18 Meal + $125.00 DD	730 730.00	0 0.00	306 306.00	6 6.00	1 1.00	829 829.00	0 0.00	1,872 1,872.00
Plan #112 - 15 Meal + $225.00 D	2,792 2,792.00	0 0.00	628 628.00	0 0.00	4 4.00	3,246 3,246.00	0 0.00	6,670 6,670.00
Plan #113 - 12 Meal + $125.00 D	133 133.00	0 0.00	42 42.00	0 0.00	0 0.00	175 175.00	0 0.00	350 350.00
Plan #114 - 150 Board + $275 Dining	223 223.00	0 0.00	42 42.00	0 0.00	3 3.00	291 291.00	0 0.00	559 559.00
Plan #121 - Off Campus18 Meal + $125.0	17 17.00	0 0.00	1 1.00	0 0.00	0 0.00	25 25.00	0 0.00	43 43.00
Plan #122 - Off Campus15 Meal + $225.0	143 143.00	0 0.00	39 39.00	4 4.00	0 0.00	94 94.00	0 0.00	280 280.00
Plan #123 - Off Campus12Meal + $125.0(	118 118.00	0 0.00	37 37.00	0 0.00	0 0.00	102 102.00	0 0.00	257 257.00
Plan #124 - Off Campus150 Board + $275	13 13.00	0 0.00	4 4.00	0 0.00	0 0.00	38 38.00	0 0.00	55 55.00
Plan #125 - Off Campus Flex Plan 50 + $5	111 111.00	0 0.00	36 36.00	0 0.00	5 5.00	45 45.00	0 0.00	197 197.00
Plan #126 - Off Campus Flex Plan 75 + $5	107 107.00	0 0.00	17 17.00	0 0.00	0 0.00	132 132.00	0 0.00	256 256.00
	4,935	0	1,376	11	13	5,496	0	11,831
Period Totals:	4,935.00	0.00	1,376.00	11.00	13.00	5,496.00	0.00	11,831.00
Unit ID: 10, Missouri Hall								
Plan #110 - 21 Meal Plan + $75.00 DD	300 300.00	0 0.00	93 93.00	0 0.00	0 0.00	263 263.00	0 0.00	656 656.00
Plan #111 - 18 Meal + $125.00 DD	479 479.00	0 0.00	97 97.00	0 0.00	3 3.00	391 391.00	0 0.00	970 970.00
Plan #112 - 15 Meal + $225.00 D	2,143 2,143.00	0 0.00	363 363.00	0 0.00	41 41.00	2,309 2,309.00	0 0.00	4,856 4,856.00
Plan #113 - 12 Meal + $125.00 D	138 138.00	0 0.00	19 19.00	0 0.00	7 7.00	127 127.00	0 0.00	291 291.00
Plan #114 - 150 Board + $275 Dining	152 152.00	0 0.00	29 29.00	0 0.00	2 2.00	146 146.00	0 0.00	329 329.00
Plan #120 - Off Campus 21 Meal + $75.00	9 9.00	0 0.00	1 1.00	0 0.00	0 0.00	10 10.00	0 0.00	20 20.00
Plan #121 - Off Campus18 Meal + $125.0	14 14.00	0 0.00	11 11.00	0 0.00	0 0.00	21 21.00	0 0.00	46 46.00
Plan #122 - Off Campus15 Meal + $225.0	145 145.00	0 0.00	44 44.00	0 0.00	1 1.00	155 155.00	0 0.00	345 345.00
Plan #123 - Off Campus12Meal + $125.0(	148 148.00	0 0.00	18 18.00	0 0.00	0 0.00	93 93.00	0 0.00	259 259.00
Plan #124 - Off Campus150 Board + $275	16 16.00	0 0.00	0 0.00	0 0.00	0 0.00	16 16.00	0 0.00	32 32.00
Plan #125 - Off Campus Flex Plan 50 + $5	115 115.00	0 0.00	3 3.00	0 0.00	0 0.00	26 26.00	0 0.00	144 144.00
Plan #126 - Off Campus Flex Plan 75 + $5	267 267.00	0 0.00	4 4.00	0 0.00	0 0.00	58 58.00	0 0.00	329 329.00
	3,926	0	682	0	54	3,615	0	8,277
Period Totals:	3,926.00	0.00	682.00	0.00	54.00	3,615.00	0.00	8,277.00

Truman State University

Transaction Counts

Weekly Transaction Counts by Micros

03/01/2023 at 01:44 AM through 03/31/2023 at 01:43 AM

Plan ID Plan Name	Service Periods LUNCH	INT BRKF	BREAK	EARLY	AFTER	DINNER	LATE	Plan Totals
Dobson CStore								
Plan #110 - 21 Meal Plan + $75.00 DD	83	0	23	0	43	150	190	489
	79.00	0.00	23.00	0.00	43.00	138.00	178.00	461.00
Plan #111 - 18 Meal + $125.00 DD	224	0	68	0	144	276	263	975
	224.00	0.00	68.00	0.00	136.00	276.00	253.00	957.00
Plan #112 - 15 Meal + $225.00 D	1,164	0	307	0	719	1,660	1,045	4,895
	1,162.00	0.00	299.00	0.00	699.00	1,638.00	1,013.00	4,811.00
Plan #113 - 12 Meal + $125.00 D	88	0	24	0	55	74	50	291
	88.00	0.00	24.00	0.00	55.00	74.00	50.00	291.00
Plan #114 - 150 Board + $275 Dining	72	0	14	0	41	95	43	265
	72.00	0.00	14.00	0.00	41.00	95.00	43.00	265.00
Plan #120 - Off Campus 21 Meal + $75.00	0	0	0	0	0	0	8	8
	0.00	0.00	0.00	0.00	0.00	0.00	8.00	8.00
Plan #121 - Off Campus18 Meal + $125.0	0	0	0	0	1	1	17	19
	0.00	0.00	0.00	0.00	1.00	1.00	17.00	19.00
Plan #122 - Off Campus15 Meal + $225.0	10	0	6	0	15	20	0	51
	10.00	0.00	6.00	0.00	15.00	20.00	0.00	51.00
Plan #123 - Off Campus12Meal + $125.0(	27	0	1	0	18	19	3	68
	27.00	0.00	1.00	0.00	18.00	19.00	3.00	68.00
Plan #124 - Off Campus150 Board + $275	4	0	3	0	0	1	0	8
	4.00	0.00	3.00	0.00	0.00	1.00	0.00	8.00
Plan #125 - Off Campus Flex Plan 50 + $5	13	0	3	0	8	17	1	42
	13.00	0.00	3.00	0.00	8.00	17.00	1.00	42.00
Plan #126 - Off Campus Flex Plan 75 + $5	30	0	8	0	8	23	8	77
	30.00	0.00	8.00	0.00	8.00	23.00	8.00	77.00
	1,715	0	457	0	1,052	2,336	1,628	7,188
Period Totals:	1,709.00	0.00	449.00	0.00	1,024.00	2,302.00	1,574.00	7,058.00
Unit ID: 3, Einsteins								
Plan #110 - 21 Meal Plan + $75.00 DD	156	0	63	0	38	11	0	268
	152.00	0.00	63.00	0.00	38.00	11.00	0.00	264.00
Plan #111 - 18 Meal + $125.00 DD	278	0	102	0	21	7	0	408
	278.00	0.00	102.00	0.00	21.00	7.00	0.00	408.00
Plan #112 - 15 Meal + $225.00 D	1,475	0	472	0	194	79	0	2,220
	1,475.00	0.00	472.00	0.00	194.00	79.00	0.00	2,220.00
Plan #113 - 12 Meal + $125.00 D	106	0	68	0	5	2	0	181
	106.00	0.00	68.00	0.00	5.00	2.00	0.00	181.00
Plan #114 - 150 Board + $275 Dining	100	0	61	0	9	5	0	175
	100.00	0.00	61.00	0.00	9.00	5.00	0.00	175.00
Plan #120 - Off Campus 21 Meal + $75.00	0	0	2	0	0	2	0	4
	0.00	0.00	2.00	0.00	0.00	2.00	0.00	4.00
Plan #121 - Off Campus18 Meal + $125.0	14	0	8	0	3	0	0	25
	14.00	0.00	8.00	0.00	3.00	0.00	0.00	25.00
Plan #122 - Off Campus15 Meal + $225.0	77	0	35	0	17	4	0	133
	77.00	0.00	35.00	0.00	17.00	4.00	0.00	133.00
Plan #123 - Off Campus12Meal + $125.0(	42	0	43	0	2	2	0	89
	42.00	0.00	43.00	0.00	2.00	2.00	0.00	89.00
Plan #124 - Off Campus150 Board + $275	28	0	17	0	7	0	0	52
	28.00	0.00	15.00	0.00	7.00	0.00	0.00	50.00
Plan #125 - Off Campus Flex Plan 50 + $5	79	0	34	0	22	2	0	137
	79.00	0.00	34.00	0.00	22.00	2.00	0.00	137.00
Plan #126 - Off Campus Flex Plan 75 + $5	109	0	58	0	28	1	0	196
	109.00	0.00	58.00	0.00	28.00	1.00	0.00	196.00
	2,464	0	963	0	346	115	0	3,888
Period Totals:	2,460.00	0.00	961.00	0.00	346.00	115.00	0.00	3,882.00
Unit ID: 16, Main Street 04 3700								

Truman State University

Transaction Counts

Weekly Transaction Counts by Micros

03/01/2023 at 01:44 AM through 03/31/2023 at 01:43 AM

Plan ID Plan Name	Service Periods LUNCH	ONT BRKF	BREAK	EARLY	AFTER	DINNER	LATE	Plan Totals
Plan #110 - 21 Meal Plan + $75.00 DD	165 165.00	0 0.00	0 0.00	0 0.00	65 65.00	295 293.00	32 32.00	557 555.00
Plan #111 - 18 Meal + $125.00 DD	246 246.00	0 0.00	0 0.00	0 0.00	106 106.00	359 359.00	34 34.00	745 745.00
Plan #112 - 15 Meal + $225.00 D	1,370 1,370.00	0 0.00	0 0.00	0 0.00	511 511.00	1,595 1,593.00	139 133.00	3,615 3,607.00
Plan #113 - 12 Meal + $125.00 D	68 68.00	0 0.00	0 0.00	0 0.00	24 24.00	86 86.00	9 9.00	187 187.00
Plan #114 - 150 Board + $275 Dining	140 140.00	0 0.00	0 0.00	0 0.00	50 50.00	140 134.00	5 5.00	335 329.00
Plan #120 - Off Campus 21 Meal + $75.00	0 0.00	0 0.00	0 0.00	0 0.00	2 2.00	13 13.00	0 0.00	15 15.00
Plan #121 - Off Campus18 Meal + $125.0	12 12.00	0 0.00	0 0.00	0 0.00	15 15.00	17 17.00	1 1.00	45 45.00
Plan #122 - Off Campus15 Meal + $225.0	66 66.00	0 0.00	0 0.00	0 0.00	24 24.00	109 109.00	18 18.00	217 217.00
Plan #123 - Off Campus12Meal + $125.0(	109 109.00	0 0.00	0 0.00	0 0.00	31 31.00	84 84.00	9 9.00	233 233.00
Plan #124 - Off Campus150 Board + $275	32 32.00	0 0.00	0 0.00	0 0.00	14 14.00	33 33.00	2 2.00	81 81.00
Plan #125 - Off Campus Flex Plan 50 + $5	68 68.00	0 0.00	0 0.00	0 0.00	49 49.00	59 59.00	14 14.00	190 190.00
Plan #126 - Off Campus Flex Plan 75 + $5	135 135.00	0 0.00	0 0.00	0 0.00	30 30.00	92 92.00	19 19.00	276 276.00
	2,411	0	0	0	921	2,882	282	6,496
Period Totals:	2,411.00	0.00	0.00	0.00	921.00	2,872.00	276.00	6,480.00

Unit ID: 17, Main Street 05 3700

Plan #110 - 21 Meal Plan + $75.00 DD	195 195.00	0 0.00	0 0.00	0 0.00	32 32.00	6 6.00	0 0.00	233 233.00
Plan #111 - 18 Meal + $125.00 DD	287 287.00	0 0.00	0 0.00	0 0.00	91 91.00	11 11.00	0 0.00	389 389.00
Plan #112 - 15 Meal + $225.00 D	1,435 1,429.00	0 0.00	0 0.00	0 0.00	491 491.00	59 59.00	0 0.00	1,985 1,979.00
Plan #113 - 12 Meal + $125.00 D	79 79.00	0 0.00	0 0.00	0 0.00	10 10.00	0 0.00	0 0.00	89 89.00
Plan #114 - 150 Board + $275 Dining	149 149.00	0 0.00	0 0.00	0 0.00	25 25.00	3 3.00	0 0.00	177 177.00
Plan #120 - Off Campus 21 Meal + $75.00	7 5.00	0 0.00	0 0.00	0 0.00	0 0.00	0 0.00	0 0.00	7 5.00
Plan #121 - Off Campus18 Meal + $125.0	16 16.00	0 0.00	0 0.00	0 0.00	1 1.00	0 0.00	0 0.00	17 17.00
Plan #122 - Off Campus15 Meal + $225.0	72 72.00	0 0.00	0 0.00	0 0.00	26 26.00	0 0.00	0 0.00	98 98.00
Plan #123 - Off Campus12Meal + $125.0(	105 105.00	0 0.00	0 0.00	0 0.00	23 23.00	4 4.00	0 0.00	132 132.00
Plan #124 - Off Campus150 Board + $275	29 29.00	0 0.00	0 0.00	0 0.00	4 4.00	0 0.00	0 0.00	33 33.00
Plan #125 - Off Campus Flex Plan 50 + $5	135 135.00	0 0.00	0 0.00	0 0.00	17 17.00	3 3.00	0 0.00	155 155.00
Plan #126 - Off Campus Flex Plan 75 + $5	137 137.00	0 0.00	0 0.00	0 0.00	35 35.00	5 5.00	0 0.00	177 177.00
	2,646	0	0	0	755	91	0	3,492
Period Totals:	2,638.00	0.00	0.00	0.00	755.00	91.00	0.00	3,484.00

Unit ID: 18, Main Street 06 3700

Truman State University

Transaction Counts

Weekly Transaction Counts by Micros

03/01/2023 at 01:44 AM through 03/31/2023 at 01:43 AM

Plan ID Plan Name	Service Periods LUNCH	INT BRKF	BREAK	EARLY	AFTER	DINNER	LATE	Plan Totals
Plan #110 - 21 Meal Plan + $75.00 DD	172 172.00	0 0.00	0 0.00	0 0.00	52 52.00	329 329.00	16 16.00	569 569.00
Plan #111 - 18 Meal + $125.00 DD	343 343.00	0 0.00	0 0.00	0 0.00	57 57.00	466 466.00	7 7.00	873 873.00
Plan #112 - 15 Meal + $225.00 D	1,469 1,469.00	0 0.00	0 0.00	0 0.00	254 254.00	2,203 2,203.00	72 70.00	3,998 3,996.00
Plan #113 - 12 Meal + $125.00 D	81 77.00	0 0.00	0 0.00	0 0.00	11 11.00	161 161.00	9 9.00	262 258.00
Plan #114 - 150 Board + $275 Dining	103 103.00	0 0.00	0 0.00	0 0.00	12 12.00	146 146.00	4 4.00	265 265.00
Plan #120 - Off Campus 21 Meal + $75.00	2 2.00	0 0.00	0 0.00	0 0.00	2 2.00	5 5.00	0 0.00	9 9.00
Plan #121 - Off Campus18 Meal + $125.0	21 21.00	0 0.00	0 0.00	0 0.00	2 2.00	41 41.00	0 0.00	64 64.00
Plan #122 - Off Campus15 Meal + $225.0	60 60.00	0 0.00	0 0.00	0 0.00	14 14.00	158 158.00	3 3.00	235 235.00
Plan #123 - Off Campus12Meal + $125.0(	99 99.00	0 0.00	0 0.00	0 0.00	18 18.00	122 122.00	5 5.00	244 244.00
Plan #124 - Off Campus150 Board + $275	43 43.00	0 0.00	0 0.00	0 0.00	10 10.00	46 46.00	0 0.00	99 99.00
Plan #125 - Off Campus Flex Plan 50 + $5	105 105.00	0 0.00	0 0.00	0 0.00	6 6.00	88 88.00	7 7.00	206 206.00
Plan #126 - Off Campus Flex Plan 75 + $5	144 144.00	0 0.00	0 0.00	0 0.00	16 16.00	133 133.00	13 13.00	306 306.00
	2,642	0	0	0	454	3,898	136	7,130
Period Totals:	2,638.00	0.00	0.00	0.00	454.00	3,898.00	134.00	7,124.00

West Campus CStore

Plan #110 - 21 Meal Plan + $75.00 DD	137 137.00	0 0.00	40 40.00	0 0.00	50 50.00	175 175.00	78 78.00	480 480.00
Plan #111 - 18 Meal + $125.00 DD	110 110.00	0 0.00	26 26.00	0 0.00	80 80.00	200 200.00	71 71.00	487 487.00
Plan #112 - 15 Meal + $225.00 D	859 859.00	0 0.00	189 189.00	0 0.00	482 482.00	1,115 1,115.00	735 735.00	3,380 3,380.00
Plan #113 - 12 Meal + $125.00 D	65 65.00	0 0.00	34 34.00	0 0.00	30 30.00	100 100.00	22 22.00	251 251.00
Plan #114 - 150 Board + $275 Dining	58 58.00	0 0.00	9 9.00	0 0.00	24 24.00	50 50.00	39 39.00	180 180.00
Plan #120 - Off Campus 21 Meal + $75.00	5 5.00	0 0.00	0 0.00	0 0.00	3 3.00	12 12.00	4 4.00	24 24.00
Plan #121 - Off Campus18 Meal + $125.0	6 6.00	0 0.00	1 1.00	0 0.00	1 1.00	0 0.00	0 0.00	8 8.00
Plan #122 - Off Campus15 Meal + $225.0	23 23.00	0 0.00	12 12.00	0 0.00	14 14.00	45 45.00	18 18.00	112 112.00
Plan #123 - Off Campus12Meal + $125.0(	34 34.00	0 0.00	1 1.00	0 0.00	7 7.00	33 33.00	4 4.00	79 79.00
Plan #124 - Off Campus150 Board + $275	7 7.00	0 0.00	0 0.00	0 0.00	5 5.00	9 9.00	4 4.00	25 25.00
Plan #125 - Off Campus Flex Plan 50 + $5	1 1.00	0 0.00	0 0.00	0 0.00	4 4.00	4 4.00	4 4.00	13 13.00
Plan #126 - Off Campus Flex Plan 75 + $5	0 0.00	0 0.00	0 0.00	0 0.00	0 0.00	10 10.00	6 6.00	16 16.00
	1,305	0	312	0	700	1,753	985	5,055
Period Totals:	1,305.00	0.00	312.00	0.00	700.00	1,753.00	985.00	5,055.00

Unit ID: 23, Starbucks

Truman State University

Transaction Counts

Weekly Transaction Counts by Micros

03/01/2023 at 01:44 AM through 03/31/2023 at 01:43 AM

Plan ID Plan Name	Service Periods LUNCH	)NT BRKF	BREAK	EARLY	AFTER	DINNER	LATE	Plan Totals
Plan #110 - 21 Meal Plan + $75.00 DD	101 101.00	0 0.00	23 23.00	0 0.00	54 52.00	62 62.00	26 26.00	266 264.00
Plan #111 - 18 Meal + $125.00 DD	162 162.00	0 0.00	91 91.00	0 0.00	70 70.00	65 65.00	23 23.00	411 411.00
Plan #112 - 15 Meal + $225.00 D	768 764.00	0 0.00	398 396.00	0 0.00	491 491.00	392 388.00	124 124.00	2,173 2,163.00
Plan #113 - 12 Meal + $125.00 D	55 55.00	0 0.00	23 23.00	0 0.00	25 25.00	8 8.00	7 7.00	118 118.00
Plan #114 - 150 Board + $275 Dining	68 68.00	0 0.00	77 77.00	0 0.00	39 37.00	31 31.00	9 9.00	224 222.00
Plan #120 - Off Campus 21 Meal + $75.00	0 0.00	0 0.00	0 0.00	0 0.00	0 0.00	1 1.00	0 0.00	1 1.00
Plan #121 - Off Campus 18 Meal + $125.0	20 20.00	0 0.00	1 1.00	0 0.00	1 1.00	0 0.00	0 0.00	22 22.00
Plan #122 - Off Campus 15 Meal + $225.0	60 60.00	0 0.00	15 15.00	0 0.00	29 29.00	21 21.00	12 12.00	137 137.00
Plan #123 - Off Campus 12 Meal + $125.0(	32 32.00	0 0.00	10 10.00	0 0.00	7 7.00	13 13.00	3 3.00	65 65.00
Plan #124 - Off Campus 150 Board + $275	17 17.00	0 0.00	7 7.00	0 0.00	2 2.00	9 9.00	6 6.00	41 41.00
Plan #125 - Off Campus Flex Plan 50 + $5	71 69.00	0 0.00	29 29.00	0 0.00	37 37.00	35 33.00	14 12.00	186 180.00
Plan #126 - Off Campus Flex Plan 75 + $5	71 71.00	0 0.00	49 49.00	0 0.00	35 35.00	27 27.00	7 7.00	189 189.00
	1,425	0	723	0	790	664	231	3,833
Period Totals:	1,419.00	0.00	721.00	0.00	786.00	658.00	229.00	3,813.00

Ap

OPERATING STATEMENT
TRUMAN STATE
TOTAL SHEET

ISSUE DATE: 05/04/2023 **PAGE:** 1
REPORT MONTH: 04/01/2023 **THRU** 04/30/2023
OPERATING MONTH : APRIL
DAYS THIS MONTH : 30
MONTHS YTD: 11

APRIL AMOUNT	%	THIS PERIOD LAST YEAR AMOUNT	%	DESCRIPTION	THIS YEAR YEAR-TO-DATE AMOUNT	%	LAST YEAR YEAR-TO-DATE AMOUNT	%
				SALES				
		(1,234.03)	0.2	DECLINING BALANCE BOARD	2.33		(804.16)	
(19,991.95)	2.7	(21,887.62)	3.0	HISSHO SUSHI	(162,260.83)	2.8	(164,061.08)	2.9
2,004.11	0.3	2,394.58	0.3	HISSHO SUSHI MANDATORY BO	16,457.14	0.3	25,026.50	0.4
				VOLUNTARY BOARD-EINSTEIN'	139.71			
4,958.50	0.7	5,904.99	0.8	DECLINING BALANCE-EINSTEI	39,702.88	0.7	50,672.04	0.9
498,251.88	66.2	455,328.85	61.9	MANDATORY BOARD	3,917,058.29	67.4	3,764,202.89	66.1
69,845.06	9.3	83,188.81	11.3	VOLUNTARY BOARD	472,264.51	8.1	596,163.51	10.5
18,850.59	2.5	20,595.89	2.8	CHICK-FIL-A	156,924.60	2.7	193,015.99	3.4
47,400.59	6.3	50,717.04	6.9	CHICK-FIL-A MANDATORY BOA	373,415.55	6.4	358,704.97	6.3
3,093.18	0.4	2,324.78	0.3	FOOD MISCELLANEOUS	18,110.74	0.3	14,512.49	0.3
3,045.46	0.4	3,487.96	0.5	BANQUET & CATERING	15,584.89	0.3	9,565.77	0.2
43,706.19	5.8	43,370.83	5.9	BANQUET & CATERING-NON TA	349,534.77	6.0	241,761.99	4.2
(273.15)		(219.30)		CONTRA SALE MEAL PLAN BON	(7,733.29)	0.1	(8,275.70)	0.1
		74.95		SPECIALTY FOOD			74.95	
		96.93		RETAIL	46.97		96.93	
				SUBWAY			346.37	
9,545.59	1.3	9,163.24	1.2	EINSTEIN BROS BAGELS	76,195.15	1.3	73,045.63	1.3
21,006.93	2.8	24,021.09	3.3	EINSTEIN BROS BAGELS MAND	132,037.39	2.3	160,390.46	2.8
182.97				STARBUCKS	447.66			
18,623.49	2.5	20,034.87	2.7	MEIN BOWL	137,599.18	2.4	129,127.68	2.3
10,024.45	1.3	11,213.17	1.5	MEIN BOWL BOARD	92,281.56	1.6	98,049.85	1.7
21,087.60	2.8	25,179.08	3.4	SNACK BAR	173,479.94	3.0	141,255.32	2.5
1,751.25	0.2	1,619.02	0.2	A LA CART CAFE	18,413.42	0.3	12,438.55	0.2
				JAMBA JUICE	(5,713.51)	0.1		
753,112.74	**100.0**	**735,375.13**	**100.0**	**TOTAL SALES**	**5,813,989.05**	**100.0**	**5,695,310.95**	**100.0**
665.30	0.1	1,152.72	0.2	MISCELLANEOUS	(51.76)		1,581.00	
				OTHER REVENUE-OVER/SHORT			703.75	
753,778.04	**100.1**	**736,527.85**	**100.2**	**TOTAL SALES AND REVENUE**	**5,813,937.29**	**100.0**	**5,697,595.70**	**100.0**
				PRODUCT				

OPERATING STATEMENT
TRUMAN STATE
TOTAL SHEET

ISSUE DATE: 05/04/2023 **PAGE:** 2
REPORT MONTH: 04/01/2023 **THRU** 04/30/2023
OPERATING MONTH : APRIL
DAYS THIS MONTH : 30
MONTHS YTD: 11

APRIL AMOUNT	%	THIS PERIOD LAST YEAR AMOUNT	%	DESCRIPTION	THIS YEAR YEAR-TO-DATE AMOUNT	%	LAST YEAR YEAR-TO-DATE AMOUNT	%
18,108.05	2.4	17,292.44	2.4	BAKED GOODS	138,957.01	2.4	130,580.43	2.3
49,561.71	6.6	48,074.73	6.5	BEVERAGE	377,837.04	6.5	378,434.80	6.6
17,264.27	2.3	13,623.65	1.9	MILK & ICE CREAM	133,596.23	2.3	111,343.22	2.0
98,627.69	13.1	82,630.89	11.2	GROCERIES	819,843.85	14.1	663,467.40	11.6
64,127.86	8.5	77,238.18	10.5	MEAT SEAFOOD EGGS CHEESE	597,858.53	10.3	567,897.91	10.0
22,891.60	3.0	25,976.49	3.5	PRODUCE	249,893.74	4.3	223,198.49	3.9
				MISC PRODUCT	142.20		47.72	
302.43		1.49		SPECIAL FUNCTIONS	520.57		1.49	
(23.63)		(23.42)		MERCHANDISE REGULAR	2,493.92		(1,395.18)	
				CIGARETTES	3.57			
				MISCELLANEOUS VENDING	0.02			
48.68		275.65		SUNDRIES	2,367.91		2,367.56	
				CANDY			418.50	
				STAMPS			342.00	
(3,986.59)	0.5	(4,179.27)	0.6	DISCOUNTS	(30,889.97)	0.5	(28,180.82)	0.5
266,922.07	**35.4**	**260,910.83**	**35.5**	**TOTAL PRODUCT**	**2,292,624.62**	**39.4**	**2,048,523.52**	**36.0**
				LABOR				
214,086.23	28.4	211,093.50	28.7	WAGES	1,856,653.34	31.9	1,784,051.37	31.3
50,739.04	6.7	53,758.62	7.3	BENEFITS & PAYROLL TAXES	483,248.10	8.3	487,816.40	8.6
10,103.32	1.3	6,806.80	0.9	WAGE ACCRUALS	91,955.87	1.6	85,335.45	1.5
274,928.59	**36.5**	**271,658.92**	**36.9**	**TOTAL LABOR**	**2,431,857.31**	**41.8**	**2,357,203.22**	**41.4**
				CONTROLLABLES				
5,099.73	0.7	5,508.60	0.7	CLEANING SUPPLIES	45,847.87	0.8	48,104.75	0.8
14,276.35	1.9	16,094.07	2.2	PAPER/PLASTIC	131,919.34	2.3	152,403.82	2.7
		215.06		KITCHEN FUEL	639.06		610.42	
336.88		1,061.66	0.1	EQUIPMENT RENTAL	6,667.84	0.1	9,392.99	0.2
3,343.34	0.4	3,458.10	0.5	PROMOTIONS	28,321.91	0.5	27,287.89	0.5
				MERCHANDISING / DECOR	125.37		199.80	
985.30	0.1	3,728.83	0.5	SMALL EQUIPMENT	22,554.42	0.4	15,354.99	0.3
				BUS. DUES AND MEMBERSHIP	1,139.00		750.00	
1,128.46	0.1	435.32	0.1	VEHICLE EXPENSE	5,646.64	0.1	3,112.62	0.1

APRIL AMOUNT	%	THIS PERIOD LAST YEAR AMOUNT	%	DESCRIPTION	THIS YEAR YEAR-TO-DATE AMOUNT	%	LAST YEAR YEAR-TO-DATE AMOUNT	%
529.62	0.1	533.58	0.1	TELEPHONE	5,447.63	0.1	5,773.32	0.1
2,260.17	0.3	1,510.72	0.2	UNIFORMS	32,923.85	0.6	30,316.29	0.5
1,614.57	0.2	590.00	0.1	MAINTENANCE & REPAIR	13,650.59	0.2	25,563.07	0.4
				SUBSCRIP-SNGL PUBLICATION	377.25			
197.49		211.97		DELIVERY	4,082.68	0.1	2,100.02	
		255.00		FLOWERS	455.51		895.00	
29.00		51.10		MEAL PLAN BONUS EXPENSE	844.90		93.40	
57.00		1,071.00	0.1	TRAINING	3,742.00	0.1	5,693.00	0.1
		178.38		PRINTED MATERIALS	5,314.18	0.1	6,810.03	0.1
47.31		200.01		FREIGHT	2,508.61		3,779.08	0.1
1,653.45	0.2	1,380.83	0.2	MISCELLANEOUS	33,168.50	0.6	50,136.73	0.9
		167.86		PROFESSIONAL FEES	62.97		167.86	
194.00		188.50		CONSULTING FEES	2,095.50		2,045.50	
260.00		260.00		WEB HOSTING SERVICE	2,860.00		2,860.00	0.1
				MARKETING MATERIALS	2,090.75		543.41	
32.67				LAUNDRY SUPPLIES	606.06		37.78	
180.00				SIGNAGE	3,175.00	0.1	1,620.00	
1,012.71	0.1	1,012.71	0.1	EXTERMINATING	11,342.51	0.2	11,368.53	0.2
2,205.99	0.3	2,657.32	0.4	CREDIT CARD DISCOUNT FEES	17,602.97	0.3	17,821.73	0.3
				OFFICE SUPPLIES & EXPENSE	1,233.44			
35,444.04	**4.7**	**40,770.62**	**5.5**	**TOTAL CONTROLLABLES**	**386,446.35**	**6.6**	**424,842.03**	**7.5**
				NON-CONTROLLABLES				
35.43		294.46		AMORTIZATION-DEPRECIATION	2,404.11		4,549.54	0.1
8,491.11	1.1	8,303.05	1.1	INSURANCE	71,420.21	1.2	65,214.90	1.1
318.56				MISCELLANEOUS EXPENSE	2,600.97			
12,362.70	1.6	12,362.70	1.7	COMMISSIONS PAYABLE	137,638.06	2.4	137,638.06	2.4
1,953.11	0.3	2,149.91	0.3	EINSTEIN BROS BAGELS ROYA	13,644.13	0.2	15,625.95	0.3
967.95	0.1	1,315.87	0.2	TAXES, LICENSE & FEES	16,765.53	0.3	16,359.57	0.3
777.18	0.1	825.65	0.1	GROSS RECEIPTS TAX	2,878.38		2,850.95	0.1
23.98		907.61	0.1	VEHICLE DEPR. & EXPENSE	8,355.93	0.1	10,088.07	0.2
6,625.12	0.9	7,131.29	1.0	CHICK-FIL-A ROYALTIES	53,034.01	0.9	55,172.09	1.0
26,382.23	3.5	25,778.48	3.5	PRE-SPLIT CONTRIBUTION	203,487.80	3.5	199,415.86	3.5

OPERATING STATEMENT
TRUMAN STATE
TOTAL SHEET

ISSUE DATE: 05/04/2023 **PAGE:** 4
REPORT MONTH: 04/01/2023 **THRU** 04/30/2023
OPERATING MONTH : APRIL
DAYS THIS MONTH : 30
MONTHS YTD: 11

APRIL AMOUNT	%	THIS PERIOD LAST YEAR AMOUNT	%	DESCRIPTION	THIS YEAR YEAR-TO-DATE AMOUNT	%	LAST YEAR YEAR-TO-DATE AMOUNT	%
2,288.80	0.3	2,889.38	0.4	SYSTEMS SUPPORT	32,795.13	0.6	29,301.10	0.5
60,226.17	**8.0**	**61,958.40**	**8.4**	**TOTAL NON-CONTROLLABLES**	**545,024.26**	**9.4**	**536,216.09**	**9.4**
637,520.87	**84.7**	**635,298.77**	**86.4**	**TOTAL OPERATING EXPENSES**	**5,655,952.54**	**97.3**	**5,366,784.86**	**94.2**
116,257.17	**15.4**	**101,229.08**	**13.8**	**EXCESS OR (DEFICIT)**	**157,984.75**	**2.7**	**330,810.84**	**5.8**
64,926.32	8.6			PARTICIPATION-CONTRACTOR				
51,330.85	**6.8**	**101,229.08**	**13.8**	**NET EXCESS OR (DEFICIT)**	**157,984.75**	**2.7**	**330,810.84**	**5.8**
				STATISTICS				
1,706.00		1,910.00		CUSTOMER COUNT	14,188.00		14,863.00	

*** HISTORICAL FINANCIAL DATA IN THE YTD, PRIOR YTD, OR PRIOR PERIOD COLUMNS MAY CONTAIN A COMBINATION OF PERIOD AND MONTHLY RESULTS ***

Truman State University

Transaction Counts

Weekly Transaction Counts

04/01/2023 at 02:44 AM through 04/30/2023 at 02:43 AM

Plan ID Plan Name	Service Periods LUNCH	INT BRKF	BREAK	EARLY	AFTER	DINNER	LATE	Plan Totals
Unit ID: 9999, All Terminals								
Plan #110 - 21 Meal Plan + $75.00 DD	2,388	0	555	0	560	2,372	580	6,455
	2,358.00	0.00	553.00	0.00	558.00	2,356.00	546.00	6,371.00
Plan #111 - 18 Meal + $125.00 DD	4,015	0	791	0	823	3,582	652	9,863
	3,997.00	0.00	791.00	0.00	821.00	3,534.00	646.00	9,789.00
Plan #112 - 15 Meal + $225.00 D	17,575	0	3,144	0	4,878	16,631	3,625	45,853
	17,525.00	0.00	3,138.00	0.00	4,858.00	16,571.00	3,555.00	45,647.00
Plan #113 - 12 Meal + $125.00 D	1,102	0	284	0	191	961	135	2,673
	1,100.00	0.00	276.00	0.00	191.00	955.00	135.00	2,657.00
Plan #114 - 150 Board + $275 Dining	1,057	0	217	0	180	906	136	2,496
	1,057.00	0.00	215.00	0.00	180.00	904.00	136.00	2,492.00
Plan #120 - Off Campus 21 Meal + $75.00	53	0	2	0	17	48	25	145
	47.00	0.00	2.00	0.00	17.00	48.00	25.00	139.00
Plan #121 - Off Campus18 Meal + $125.0	133	0	31	0	47	156	34	401
	133.00	0.00	31.00	0.00	47.00	156.00	20.00	387.00
Plan #122 - Off Campus15 Meal + $225.0	849	0	157	5	216	765	110	2,102
	849.00	0.00	157.00	5.00	216.00	765.00	110.00	2,102.00
Plan #123 - Off Campus12Meal + $125.0(	953	0	144	0	175	582	69	1,923
	947.00	0.00	144.00	0.00	175.00	582.00	69.00	1,917.00
Plan #124 - Off Campus150 Board + $275	244	0	32	0	28	202	12	518
	244.00	0.00	30.00	0.00	28.00	202.00	12.00	516.00
Plan #125 - Off Campus Flex Plan 50 + $5	626	0	108	0	91	222	14	1,061
	616.00	0.00	108.00	0.00	91.00	222.00	14.00	1,051.00
Plan #126 - Off Campus Flex Plan 75 + $5	902	0	121	0	125	511	50	1,709
	902.00	0.00	121.00	0.00	123.00	511.00	50.00	1,707.00
	29,897	0	5,586	5	7,331	26,938	5,442	75,199
Period Totals:	29,775.00	0.00	5,566.00	5.00	7,305.00	26,806.00	5,318.00	74,775.00

Truman State University

Transaction Counts

Weekly Transaction Counts by halls

04/01/2023 at 01:44 AM through 04/30/2023 at 01:43 AM

Plan ID Plan Name	Service Periods LUNCH	ONT BRKF	BREAK	EARLY	AFTER	DINNER	LATE	Plan Totals
Unit ID: 1, Ryle Hall								
Plan #110 - 21 Meal Plan + $75.00 DD	647	0	259	0	2	647	0	1,555
	647.00	0.00	259.00	0.00	2.00	647.00	0.00	1,555.00
Plan #111 - 18 Meal + $125.00 DD	899	0	309	0	0	993	0	2,201
	899.00	0.00	309.00	0.00	0.00	993.00	0.00	2,201.00
Plan #112 - 15 Meal + $225.00 D	3,494	0	719	0	8	4,087	0	8,308
	3,494.00	0.00	719.00	0.00	8.00	4,087.00	0.00	8,308.00
Plan #113 - 12 Meal + $125.00 D	153	0	54	0	0	185	0	392
	153.00	0.00	54.00	0.00	0.00	185.00	0.00	392.00
Plan #114 - 150 Board + $275 Dining	250	0	45	0	2	299	0	596
	250.00	0.00	45.00	0.00	2.00	299.00	0.00	596.00
Plan #120 - Off Campus 21 Meal + $75.00	1	0	0	0	0	12	0	13
	1.00	0.00	0.00	0.00	0.00	12.00	0.00	13.00
Plan #121 - Off Campus18 Meal + $125.0	17	0	1	0	0	45	0	63
	17.00	0.00	1.00	0.00	0.00	45.00	0.00	63.00
Plan #122 - Off Campus15 Meal + $225.0	179	0	38	5	0	125	0	347
	179.00	0.00	38.00	5.00	0.00	125.00	0.00	347.00
Plan #123 - Off Campus12Meal + $125.0(	151	0	39	0	0	146	0	336
	151.00	0.00	39.00	0.00	0.00	146.00	0.00	336.00
Plan #124 - Off Campus150 Board + $275	15	0	3	0	0	37	0	55
	15.00	0.00	3.00	0.00	0.00	37.00	0.00	55.00
Plan #125 - Off Campus Flex Plan 50 + $5	92	0	31	0	0	44	0	167
	92.00	0.00	31.00	0.00	0.00	44.00	0.00	167.00
Plan #126 - Off Campus Flex Plan 75 + $5	150	0	16	0	0	129	0	295
	150.00	0.00	16.00	0.00	0.00	129.00	0.00	295.00
	6,048	0	1,514	5	12	6,749	0	14,328
Period Totals:	6,048.00	0.00	1,514.00	5.00	12.00	6,749.00	0.00	14,328.00
Unit ID: 10, Missouri Hall								
Plan #110 - 21 Meal Plan + $75.00 DD	309	0	96	0	3	292	0	700
	309.00	0.00	96.00	0.00	3.00	292.00	0.00	700.00
Plan #111 - 18 Meal + $125.00 DD	512	0	108	0	2	415	0	1,037
	512.00	0.00	108.00	0.00	2.00	415.00	0.00	1,037.00
Plan #112 - 15 Meal + $225.00 D	2,291	0	392	0	36	2,404	0	5,123
	2,291.00	0.00	392.00	0.00	36.00	2,404.00	0.00	5,123.00
Plan #113 - 12 Meal + $125.00 D	151	0	11	0	4	134	0	300
	151.00	0.00	11.00	0.00	4.00	134.00	0.00	300.00
Plan #114 - 150 Board + $275 Dining	147	0	30	0	2	155	0	334
	147.00	0.00	30.00	0.00	2.00	155.00	0.00	334.00
Plan #120 - Off Campus 21 Meal + $75.00	11	0	0	0	0	10	0	21
	11.00	0.00	0.00	0.00	0.00	10.00	0.00	21.00
Plan #121 - Off Campus18 Meal + $125.0	16	0	13	0	0	14	0	43
	16.00	0.00	13.00	0.00	0.00	14.00	0.00	43.00
Plan #122 - Off Campus15 Meal + $225.0	168	0	43	0	1	167	0	379
	168.00	0.00	43.00	0.00	1.00	167.00	0.00	379.00
Plan #123 - Off Campus12Meal + $125.0(	163	0	23	0	0	79	0	265
	163.00	0.00	23.00	0.00	0.00	79.00	0.00	265.00
Plan #124 - Off Campus150 Board + $275	16	0	0	0	0	15	0	31
	16.00	0.00	0.00	0.00	0.00	15.00	0.00	31.00
Plan #125 - Off Campus Flex Plan 50 + $5	108	0	2	0	1	18	0	129
	108.00	0.00	2.00	0.00	1.00	18.00	0.00	129.00
Plan #126 - Off Campus Flex Plan 75 + $5	225	0	1	0	0	53	0	279
	225.00	0.00	1.00	0.00	0.00	53.00	0.00	279.00
	4,117	0	719	0	49	3,756	0	8,641
Period Totals:	4,117.00	0.00	719.00	0.00	49.00	3,756.00	0.00	8,641.00

Truman State University

Transaction Counts

Weekly Transaction Counts by Micros

04/01/2023 at 01:44 AM through 04/30/2023 at 01:43 AM

Plan ID Plan Name	Service Periods LUNCH	NT BRKF	BREAK	EARLY	AFTER	DINNER	LATE	Plan Totals
Dobson CStore								
Plan #110 - 21 Meal Plan + $75.00 DD	166	0	31	0	130	234	375	936
	140.00	0.00	31.00	0.00	130.00	228.00	343.00	872.00
Plan #111 - 18 Meal + $125.00 DD	491	0	88	0	255	625	422	1,881
	473.00	0.00	88.00	0.00	255.00	589.00	416.00	1,821.00
Plan #112 - 15 Meal + $225.00 D	1,802	0	493	0	1,360	2,614	1,970	8,239
	1,778.00	0.00	493.00	0.00	1,342.00	2,572.00	1,906.00	8,091.00
Plan #113 - 12 Meal + $125.00 D	126	0	50	0	72	138	55	441
	124.00	0.00	42.00	0.00	72.00	132.00	55.00	425.00
Plan #114 - 150 Board + $275 Dining	75	0	10	0	43	79	69	276
	75.00	0.00	10.00	0.00	43.00	79.00	69.00	276.00
Plan #120 - Off Campus 21 Meal + $75.0	0	0	0	0	1	0	0	1
	0.00	0.00	0.00	0.00	1.00	0.00	0.00	1.00
Plan #121 - Off Campus18 Meal + $125.0	0	0	0	0	14	18	23	55
	0.00	0.00	0.00	0.00	14.00	18.00	9.00	41.00
Plan #122 - Off Campus15 Meal + $225.0	31	0	3	0	14	21	18	87
	31.00	0.00	3.00	0.00	14.00	21.00	18.00	87.00
Plan #123 - Off Campus12Meal + $125.0(	23	0	1	0	24	18	21	87
	23.00	0.00	1.00	0.00	24.00	18.00	21.00	87.00
Plan #124 - Off Campus150 Board + $275	16	0	0	0	1	15	0	32
	16.00	0.00	0.00	0.00	1.00	15.00	0.00	32.00
Plan #125 - Off Campus Flex Plan 50 + $5	18	0	7	0	1	17	0	43
	8.00	0.00	7.00	0.00	1.00	17.00	0.00	33.00
Plan #126 - Off Campus Flex Plan 75 + $5	7	0	11	0	5	7	8	38
	7.00	0.00	11.00	0.00	5.00	7.00	8.00	38.00
	2,755	0	694	0	1,920	3,786	2,961	12,116
Period Totals:	2,675.00	0.00	686.00	0.00	1,902.00	3,696.00	2,845.00	11,804.00
Unit ID: 3, Einsteins								
Plan #110 - 21 Meal Plan + $75.00 DD	184	0	118	0	28	11	0	341
	184.00	0.00	118.00	0.00	28.00	9.00	0.00	339.00
Plan #111 - 18 Meal + $125.00 DD	417	0	132	0	45	7	0	601
	417.00	0.00	132.00	0.00	45.00	7.00	0.00	601.00
Plan #112 - 15 Meal + $225.00 D	2,072	0	676	0	336	103	0	3,187
	2,068.00	0.00	674.00	0.00	336.00	103.00	0.00	3,181.00
Plan #113 - 12 Meal + $125.00 D	99	0	98	0	16	14	0	227
	99.00	0.00	98.00	0.00	16.00	14.00	0.00	227.00
Plan #114 - 150 Board + $275 Dining	74	0	56	0	11	1	0	142
	74.00	0.00	54.00	0.00	11.00	1.00	0.00	140.00
Plan #120 - Off Campus 21 Meal + $75.00	2	0	0	0	1	2	0	5
	2.00	0.00	0.00	0.00	1.00	2.00	0.00	5.00
Plan #121 - Off Campus18 Meal + $125.0	19	0	15	0	7	0	0	41
	19.00	0.00	15.00	0.00	7.00	0.00	0.00	41.00
Plan #122 - Off Campus15 Meal + $225.0	82	0	54	0	16	11	0	163
	82.00	0.00	54.00	0.00	16.00	11.00	0.00	163.00
Plan #123 - Off Campus12Meal + $125.0(	47	0	59	0	2	1	0	109
	47.00	0.00	59.00	0.00	2.00	1.00	0.00	109.00
Plan #124 - Off Campus150 Board + $275	28	0	16	0	0	0	0	44
	28.00	0.00	14.00	0.00	0.00	0.00	0.00	42.00
Plan #125 - Off Campus Flex Plan 50 + $5	94	0	41	0	11	4	0	150
	94.00	0.00	41.00	0.00	11.00	4.00	0.00	150.00
Plan #126 - Off Campus Flex Plan 75 + $5	114	0	37	0	9	0	0	160
	114.00	0.00	37.00	0.00	9.00	0.00	0.00	160.00
	3,232	0	1,302	0	482	154	0	5,170
Period Totals:	3,228.00	0.00	1,296.00	0.00	482.00	152.00	0.00	5,158.00

Unit ID: 16, Main Street 04 3700

Truman State University

Transaction Counts

Weekly Transaction Counts by Micros

04/01/2023 at 01:44 AM through 04/30/2023 at 01:43 AM

Plan ID Plan Name	Service Periods LUNCH	NT BRKF	BREAK	EARLY	AFTER	DINNER	LATE	Plan Totals
Plan #110 - 21 Meal Plan + $75.00 DD	433 433.00	0 0.00	0 0.00	0 0.00	117 117.00	370 370.00	26 26.00	946 946.00
Plan #111 - 18 Meal + $125.00 DD	698 698.00	0 0.00	0 0.00	0 0.00	192 190.00	470 464.00	31 31.00	1,391 1,383.00
Plan #112 - 15 Meal + $225.00 D	3,300 3,300.00	0 0.00	0 0.00	0 0.00	1,008 1,008.00	2,080 2,080.00	162 162.00	6,550 6,550.00
Plan #113 - 12 Meal + $125.00 D	163 163.00	0 0.00	0 0.00	0 0.00	11 11.00	139 139.00	8 8.00	321 321.00
Plan #114 - 150 Board + $275 Dining	235 235.00	0 0.00	0 0.00	0 0.00	33 33.00	109 107.00	5 5.00	382 380.00
Plan #120 - Off Campus 21 Meal + $75.00	6 6.00	0 0.00	0 0.00	0 0.00	10 10.00	6 6.00	0 0.00	22 22.00
Plan #121 - Off Campus18 Meal + $125.0	33 33.00	0 0.00	0 0.00	0 0.00	16 16.00	37 37.00	0 0.00	86 86.00
Plan #122 - Off Campus15 Meal + $225.0	168 168.00	0 0.00	0 0.00	0 0.00	36 36.00	126 126.00	10 10.00	340 340.00
Plan #123 - Off Campus12Meal + $125.0(	289 289.00	0 0.00	0 0.00	0 0.00	56 56.00	97 97.00	4 4.00	446 446.00
Plan #124 - Off Campus150 Board + $275	65 65.00	0 0.00	0 0.00	0 0.00	15 15.00	46 46.00	0 0.00	126 126.00
Plan #125 - Off Campus Flex Plan 50 + $5	160 160.00	0 0.00	0 0.00	0 0.00	35 35.00	57 57.00	5 5.00	257 257.00
Plan #126 - Off Campus Flex Plan 75 + $5	196 196.00	0 0.00	0 0.00	0 0.00	47 47.00	114 114.00	11 11.00	368 368.00
	5,746	0	0	0	1,576	3,651	262	11,235
Period Totals:	5,746.00	0.00	0.00	0.00	1,574.00	3,643.00	262.00	11,225.00

Unit ID: 17, Main Street 05 3700

Plan #110 - 21 Meal Plan + $75.00 DD	17 17.00	0 0.00	0 0.00	0 0.00	0 0.00	0 0.00	0 0.00	17 17.00
Plan #111 - 18 Meal + $125.00 DD	31 31.00	0 0.00	0 0.00	0 0.00	0 0.00	2 2.00	0 0.00	33 33.00
Plan #112 - 15 Meal + $225.00 D	243 243.00	0 0.00	0 0.00	0 0.00	2 2.00	7 7.00	0 0.00	252 252.00
Plan #113 - 12 Meal + $125.00 D	1 1.00	0 0.00	0 0.00	0 0.00	0 0.00	2 2.00	0 0.00	3 3.00
Plan #114 - 150 Board + $275 Dining	17 17.00	0 0.00	0 0.00	0 0.00	0 0.00	0 0.00	0 0.00	17 17.00
Plan #121 - Off Campus18 Meal + $125.0	5 5.00	0 0.00	0 0.00	0 0.00	0 0.00	0 0.00	0 0.00	5 5.00
Plan #123 - Off Campus12Meal + $125.0(	17 17.00	0 0.00	0 0.00	0 0.00	0 0.00	0 0.00	0 0.00	17 17.00
Plan #124 - Off Campus150 Board + $275	6 6.00	0 0.00	0 0.00	0 0.00	0 0.00	0 0.00	0 0.00	6 6.00
Plan #125 - Off Campus Flex Plan 50 + $5	10 10.00	0 0.00	0 0.00	0 0.00	0 0.00	0 0.00	0 0.00	10 10.00
Plan #126 - Off Campus Flex Plan 75 + $5	13 13.00	0 0.00	0 0.00	0 0.00	0 0.00	3 3.00	0 0.00	16 16.00
	360	0	0	0	2	14	0	376
Period Totals:	360.00	0.00	0.00	0.00	2.00	14.00	0.00	376.00

Unit ID: 18, Main Street 06 3700

Plan #110 - 21 Meal Plan + $75.00 DD	312 308.00	0 0.00	0 0.00	0 0.00	106 106.00	490 482.00	49 49.00	957 945.00
Plan #111 - 18 Meal + $125.00 DD	522 522.00	0 0.00	0 0.00	0 0.00	102 102.00	641 641.00	31 31.00	1,296 1,296.00

Truman State University

Transaction Counts

Weekly Transaction Counts by Micros

04/01/2023 at 01:44 AM through 04/30/2023 at 01:43 AM

Plan ID Plan Name	Service Periods LUNCH	ONT BRKF	BREAK	EARLY	AFTER	DINNER	LATE	Plan Totals
Plan #112 - 15 Meal + $225.00 D	2,160 2,142.00	0 0.00	0 0.00	0 0.00	742 742.00	2,960 2,946.00	247 243.00	6,109 6,073.00
Plan #113 - 12 Meal + $125.00 D	120 120.00	0 0.00	0 0.00	0 0.00	25 25.00	169 169.00	9 9.00	323 323.00
Plan #114 - 150 Board + $275 Dining	123 123.00	0 0.00	0 0.00	0 0.00	37 37.00	155 155.00	3 3.00	318 318.00
Plan #120 - Off Campus 21 Meal + $75.00	21 15.00	0 0.00	0 0.00	0 0.00	3 3.00	0 0.00	0 0.00	24 18.00
Plan #121 - Off Campus18 Meal + $125.0	11 11.00	0 0.00	0 0.00	0 0.00	6 6.00	35 35.00	4 4.00	56 56.00
Plan #122 - Off Campus15 Meal + $225.0	93 93.00	0 0.00	0 0.00	0 0.00	38 38.00	199 199.00	13 13.00	343 343.00
Plan #123 - Off Campus12Meal + $125.0(	188 182.00	0 0.00	0 0.00	0 0.00	45 45.00	170 170.00	8 8.00	411 405.00
Plan #124 - Off Campus150 Board + $275	41 41.00	0 0.00	0 0.00	0 0.00	4 4.00	48 48.00	3 3.00	96 96.00
Plan #125 - Off Campus Flex Plan 50 + $5	85 85.00	0 0.00	0 0.00	0 0.00	25 25.00	59 59.00	4 4.00	173 173.00
Plan #126 - Off Campus Flex Plan 75 + $5	142 142.00	0 0.00	0 0.00	0 0.00	29 29.00	175 175.00	11 11.00	357 357.00
	3,818	0	0	0	1,162	5,101	382	10,463
Period Totals:	3,784.00	0.00	0.00	0.00	1,162.00	5,079.00	378.00	10,403.00

West Campus CStore

Plan #110 - 21 Meal Plan + $75.00 DD	216 216.00	0 0.00	24 24.00	0 0.00	89 89.00	243 243.00	103 103.00	675 675.00
Plan #111 - 18 Meal + $125.00 DD	249 249.00	0 0.00	40 40.00	0 0.00	126 126.00	334 334.00	152 152.00	901 901.00
Plan #112 - 15 Meal + $225.00 D	1,187 1,187.00	0 0.00	315 315.00	0 0.00	775 775.00	1,921 1,921.00	1,107 1,107.00	5,305 5,305.00
Plan #113 - 12 Meal + $125.00 D	202 202.00	0 0.00	33 33.00	0 0.00	51 51.00	151 151.00	62 62.00	499 499.00
Plan #114 - 150 Board + $275 Dining	63 63.00	0 0.00	10 10.00	0 0.00	24 24.00	73 73.00	44 44.00	214 214.00
Plan #120 - Off Campus 21 Meal + $75.00	6 6.00	0 0.00	0 0.00	0 0.00	0 0.00	17 17.00	25 25.00	48 48.00
Plan #121 - Off Campus18 Meal + $125.0	15 15.00	0 0.00	0 0.00	0 0.00	0 0.00	5 5.00	7 7.00	27 27.00
Plan #122 - Off Campus15 Meal + $225.0	49 49.00	0 0.00	10 10.00	0 0.00	76 76.00	68 68.00	60 60.00	263 263.00
Plan #123 - Off Campus12Meal + $125.0(	31 31.00	0 0.00	1 1.00	0 0.00	32 32.00	65 65.00	36 36.00	165 165.00
Plan #124 - Off Campus150 Board + $275	25 25.00	0 0.00	0 0.00	0 0.00	0 0.00	31 31.00	9 9.00	65 65.00
Plan #125 - Off Campus Flex Plan 50 + $5	5 5.00	0 0.00	1 1.00	0 0.00	3 3.00	4 4.00	1 1.00	14 14.00
Plan #126 - Off Campus Flex Plan 75 + $5	11 11.00	0 0.00	6 6.00	0 0.00	0 0.00	7 7.00	18 18.00	42 42.00
	2,059	0	440	0	1,176	2,919	1,624	8,218
Period Totals:	2,059.00	0.00	440.00	0.00	1,176.00	2,919.00	1,624.00	8,218.00

Unit ID: 23, Starbucks

Plan #110 - 21 Meal Plan + $75.00 DD	104 104.00	0 0.00	27 25.00	0 0.00	85 83.00	85 85.00	27 25.00	328 322.00
Plan #111 - 18 Meal + $125.00 DD	196 196.00	0 0.00	114 114.00	0 0.00	101 101.00	95 89.00	16 16.00	522 516.00

Truman State University

Transaction Counts

Weekly Transaction Counts by Micros

04/01/2023 at 01:44 AM through 04/30/2023 at 01:43 AM

Plan ID Plan Name	Service Periods LUNCH	ONT BRKF	BREAK	EARLY	AFTER	DINNER	LATE	Plan Totals
Plan #112 - 15 Meal + $225.00 D	1,026 1,022.00	0 0.00	549 545.00	0 0.00	611 609.00	455 451.00	139 137.00	2,780 2,764.00
Plan #113 - 12 Meal + $125.00 D	87 87.00	0 0.00	38 38.00	0 0.00	12 12.00	29 29.00	1 1.00	167 167.00
Plan #114 - 150 Board + $275 Dining	73 73.00	0 0.00	66 66.00	0 0.00	28 28.00	35 35.00	15 15.00	217 217.00
Plan #120 - Off Campus 21 Meal + $75.00	6 6.00	0 0.00	2 2.00	0 0.00	2 2.00	1 1.00	0 0.00	11 11.00
Plan #121 - Off Campus18 Meal + $125.0	17 17.00	0 0.00	2 2.00	0 0.00	4 4.00	2 2.00	0 0.00	25 25.00
Plan #122 - Off Campus15 Meal + $225.0	79 79.00	0 0.00	9 9.00	0 0.00	35 35.00	48 48.00	9 9.00	180 180.00
Plan #123 - Off Campus12Meal + $125.0(	44 44.00	0 0.00	21 21.00	0 0.00	16 16.00	6 6.00	0 0.00	87 87.00
Plan #124 - Off Campus150 Board + $275	32 32.00	0 0.00	13 13.00	0 0.00	8 8.00	10 10.00	0 0.00	63 63.00
Plan #125 - Off Campus Flex Plan 50 + $5	54 54.00	0 0.00	26 26.00	0 0.00	15 15.00	19 19.00	4 4.00	118 118.00
Plan #126 - Off Campus Flex Plan 75 + $5	44 44.00	0 0.00	50 50.00	0 0.00	35 33.00	23 23.00	2 2.00	154 152.00
	1,762	0	917	0	952	808	213	4,652
Period Totals:	1,758.00	0.00	911.00	0.00	946.00	798.00	209.00	4,622.00

OPERATING STATEMENT
TRUMAN STATE
TOTAL SHEET

ISSUE DATE: 06/05/2023 **PAGE:** 1
REPORT MONTH: 05/01/2023 **THRU** 05/31/2023
OPERATING MONTH : MAY
DAYS THIS MONTH : 31
MONTHS YTD: 12

MAY AMOUNT	%	THIS PERIOD LAST YEAR AMOUNT	%	DESCRIPTION	THIS YEAR YEAR-TO-DATE AMOUNT	%	LAST YEAR YEAR-TO-DATE AMOUNT	%
				SALES				
(5.79)				FOOD CAFETERIA	(5.79)			
				DECLINING BALANCE BOARD	2.33		(804.16)	
(9,097.59)	2.5	(5,023.97)	2.2	HISSHO SUSHI	(171,358.42)	2.8	(169,085.05)	2.9
777.91	0.2	490.93	0.2	HISSHO SUSHI MANDATORY BO	17,235.05	0.3	25,517.43	0.4
				VOLUNTARY BOARD-EINSTEIN'	139.71			
2,359.37	0.6	1,437.13	0.6	DECLINING BALANCE-EINSTEI	42,062.25	0.7	52,109.17	0.9
204,952.98	55.9	102,244.82	44.6	MANDATORY BOARD	4,122,011.27	66.7	3,866,447.71	65.3
32,991.79	9.0	54,039.93	23.6	VOLUNTARY BOARD	505,256.30	8.2	650,203.44	11.0
9,461.56	2.6	4,407.65	1.9	CHICK-FIL-A	166,386.16	2.7	197,423.64	3.3
22,103.20	6.0	10,688.32	4.7	CHICK-FIL-A MANDATORY BOA	395,518.75	6.4	369,393.29	6.2
1,430.07	0.4	475.60	0.2	FOOD MISCELLANEOUS	19,540.81	0.3	14,988.09	0.3
549.14	0.1	84.72		BANQUET & CATERING	16,134.03	0.3	9,650.49	0.2
50,099.45	13.7	35,608.55	15.5	BANQUET & CATERING-NON TA	399,634.22	6.5	277,370.54	4.7
(50.55)		(46.10)		CONTRA SALE MEAL PLAN BON	(7,783.84)	0.1	(8,321.80)	0.1
				SPECIALTY FOOD			74.95	
				RETAIL	46.97		96.93	
				SUBWAY			346.37	
6,275.97	1.7	2,507.47	1.1	EINSTEIN BROS BAGELS	82,471.12	1.3	75,553.10	1.3
10,977.01	3.0	6,538.02	2.9	EINSTEIN BROS BAGELS MAND	143,014.40	2.3	166,928.48	2.8
135.18				STARBUCKS	582.84			
8,905.56	2.4	4,641.21	2.0	MEIN BOWL	146,504.74	2.4	133,768.89	2.3
4,240.59	1.2	2,550.23	1.1	MEIN BOWL BOARD	96,522.15	1.6	100,600.08	1.7
12,947.15	3.5	5,181.18	2.3	SNACK BAR	186,427.09	3.0	146,436.50	2.5
7,736.21	2.1	3,287.31	1.4	A LA CART CAFE	26,149.63	0.4	15,725.86	0.3
				JAMBA JUICE	(5,713.51)	0.1		
366,789.21	**100.0**	**229,113.00**	**100.0**	**TOTAL SALES**	**6,180,778.26**	**100.0**	**5,924,423.95**	**100.0**
2,250.00	0.6	1,948.78	0.9	MISCELLANEOUS	2,198.24		3,529.78	0.1
(15.00)				OTHER REVENUE-OVER/SHORT	(15.00)		703.75	
369,024.21	**100.6**	**231,061.78**	**100.9**	**TOTAL SALES AND REVENUE**	**6,182,961.50**	**100.0**	**5,928,657.48**	**100.1**

HIERARCHY

OPERATING STATEMENT
TRUMAN STATE
TOTAL SHEET

ISSUE DATE: 06/05/2023 **PAGE:** 2
REPORT MONTH: 05/01/2023 **THRU** 05/31/2023
OPERATING MONTH : MAY
DAYS THIS MONTH : 31
MONTHS YTD: 12

MAY AMOUNT	%	THIS PERIOD LAST YEAR AMOUNT	%	DESCRIPTION	THIS YEAR YEAR-TO-DATE AMOUNT	%	LAST YEAR YEAR-TO-DATE AMOUNT	%
				PRODUCT				
9,561.06	2.6	5,712.23	2.5	BAKED GOODS	148,518.07	2.4	136,292.66	2.3
25,456.19	6.9	14,861.30	6.5	BEVERAGE	403,293.23	6.5	393,296.10	6.6
7,396.77	2.0	4,408.15	1.9	MILK & ICE CREAM	140,993.00	2.3	115,751.37	2.0
51,815.93	14.1	23,929.98	10.4	GROCERIES	871,659.78	14.1	687,397.38	11.6
35,529.14	9.7	10,888.35	4.8	MEAT SEAFOOD EGGS CHEESE	633,387.67	10.2	578,786.26	9.8
20,008.77	5.5	7,404.72	3.2	PRODUCE	269,902.51	4.4	230,603.21	3.9
				MISC PRODUCT	142.20		47.72	
69.95				SPECIAL FUNCTIONS	590.52		1.49	
(5.03)		(1.40)		MERCHANDISE REGULAR	2,488.89		(1,396.58)	
				CIGARETTES	3.57			
				MISCELLANEOUS VENDING	0.02			
		12.36		SUNDRIES	2,367.91		2,379.92	
				CANDY			418.50	
				STAMPS			342.00	
(837.56)	0.2	(245.02)	0.1	DISCOUNTS	(31,727.53)	0.5	(28,425.84)	0.5
148,995.22	**40.6**	**66,970.67**	**29.2**	**TOTAL PRODUCT**	**2,441,619.84**	**39.5**	**2,115,494.19**	**35.7**
				LABOR				
134,269.44	36.6	87,842.27	38.3	WAGES	1,990,922.78	32.2	1,871,893.64	31.6
39,742.91	10.8	34,549.71	15.1	BENEFITS & PAYROLL TAXES	522,991.01	8.5	522,366.11	8.8
9,833.55	2.7	6,190.10	2.7	WAGE ACCRUALS	101,789.42	1.6	91,525.55	1.5
183,845.90	**50.1**	**128,582.08**	**56.1**	**TOTAL LABOR**	**2,615,703.21**	**42.3**	**2,485,785.30**	**42.0**
				CONTROLLABLES				
6,774.89	1.8	1,928.24	0.8	CLEANING SUPPLIES	52,622.76	0.9	50,032.99	0.8
7,123.26	1.9	5,183.19	2.3	PAPER/PLASTIC	139,042.60	2.2	157,587.01	2.7
		319.76	0.1	KITCHEN FUEL	639.06		930.18	
412.98	0.1	984.74	0.4	EQUIPMENT RENTAL	7,080.82	0.1	10,377.73	0.2
2,136.02	0.6	1,619.16	0.7	PROMOTIONS	30,457.93	0.5	28,907.05	0.5
				MERCHANDISING / DECOR	125.37		199.80	
2,339.23	0.6	5,120.30	2.2	SMALL EQUIPMENT	24,893.65	0.4	20,475.29	0.3
406.00	0.1			BUS. DUES AND MEMBERSHIP	1,545.00		750.00	

MAY AMOUNT	%	THIS PERIOD LAST YEAR AMOUNT	%	DESCRIPTION	THIS YEAR YEAR-TO-DATE AMOUNT	%	LAST YEAR YEAR-TO-DATE AMOUNT	%
952.25	0.3	252.75	0.1	VEHICLE EXPENSE	6,598.89	0.1	3,365.37	0.1
498.29	0.1	513.74	0.2	TELEPHONE	5,945.92	0.1	6,287.06	0.1
3,660.24	1.0	2,416.80	1.1	UNIFORMS	36,584.09	0.6	32,733.09	0.6
2,433.46	0.7	22,744.17	9.9	MAINTENANCE & REPAIR	16,084.05	0.3	48,307.24	0.8
				SUBSCRIP-SNGL PUBLICATION	377.25			
196.51	0.1	242.27	0.1	DELIVERY	4,279.19	0.1	2,342.29	
		253.00	0.1	FLOWERS	455.51		1,148.00	
				MEAL PLAN BONUS EXPENSE	844.90		93.40	
72.00		21.00		TRAINING	3,814.00	0.1	5,714.00	0.1
735.96	0.2	486.41	0.2	PRINTED MATERIALS	6,050.14	0.1	7,296.44	0.1
81.70		113.46		FREIGHT	2,590.31		3,892.54	0.1
16,024.47	4.4	2,373.37	1.0	MISCELLANEOUS	49,192.97	0.8	52,510.10	0.9
		20.99		PROFESSIONAL FEES	62.97		188.85	
194.00	0.1	631.71	0.3	CONSULTING FEES	2,289.50		2,677.21	
573.22	0.2	260.00	0.1	WEB HOSTING SERVICE	3,433.22	0.1	3,120.00	0.1
418.90	0.1			MARKETING MATERIALS	2,509.65		543.41	
				LAUNDRY SUPPLIES	606.06		37.78	
				SIGNAGE	3,175.00	0.1	1,620.00	
		1,053.25	0.5	EXTERMINATING	11,342.51	0.2	12,421.78	0.2
1,669.33	0.5	722.50	0.3	CREDIT CARD DISCOUNT FEES	19,272.30	0.3	18,544.23	0.3
281.65	0.1			OFFICE SUPPLIES & EXPENSE	1,515.09			
46,984.36	**12.8**	**47,260.81**	**20.6**	**TOTAL CONTROLLABLES**	**433,430.71**	**7.0**	**472,102.84**	**8.0**
				NON-CONTROLLABLES				
36.61		276.18	0.1	AMORTIZATION-DEPRECIATION	2,440.72		4,825.72	0.1
4,361.21	1.2	2,938.04	1.3	INSURANCE	75,781.42	1.2	68,152.94	1.2
343.90	0.1			MISCELLANEOUS EXPENSE	2,944.87			
12,774.79	3.5	12,774.79	5.6	COMMISSIONS PAYABLE	150,412.85	2.4	150,412.85	2.5
1,078.68	0.3	576.54	0.3	EINSTEIN BROS BAGELS ROYA	14,722.81	0.2	16,202.49	0.3
1,721.54	0.5	1,648.56	0.7	TAXES, LICENSE & FEES	18,487.07	0.3	18,008.13	0.3
				GROSS RECEIPTS TAX	2,878.38		2,850.95	
24.77		937.86	0.4	VEHICLE DEPR. & EXPENSE	8,380.70	0.1	11,025.93	0.2
3,156.48	0.9	1,509.60	0.7	CHICK-FIL-A ROYALTIES	56,190.49	0.9	56,681.69	1.0

OPERATING STATEMENT
TRUMAN STATE
TOTAL SHEET

ISSUE DATE: 06/05/2023 **PAGE:** 4
REPORT MONTH: 05/01/2023 **THRU** 05/31/2023
OPERATING MONTH : MAY
DAYS THIS MONTH : 31
MONTHS YTD: 12

MAY AMOUNT	%	THIS PERIOD LAST YEAR AMOUNT	%	DESCRIPTION	THIS YEAR YEAR-TO-DATE AMOUNT	%	LAST YEAR YEAR-TO-DATE AMOUNT	%
12,915.85	3.5	8,087.16	3.5	PRE-SPLIT CONTRIBUTION	216,403.65	3.5	207,503.02	3.5
2,036.86	0.6	3,136.33	1.4	SYSTEMS SUPPORT	34,831.99	0.6	32,437.43	0.5
38,450.69	**10.5**	**31,885.06**	**13.9**	**TOTAL NON-CONTROLLABLES**	**583,474.95**	**9.4**	**568,101.15**	**9.6**
418,276.17	**114.0**	**274,698.62**	**119.9**	**TOTAL OPERATING EXPENSES**	**6,074,228.71**	**98.3**	**5,641,483.48**	**95.2**
(49,251.96)	**13.4**	**(43,636.84)**	**19.0**	**EXCESS OR (DEFICIT)**	**108,732.79**	**1.8**	**287,174.00**	**4.8**
(30,333.28)	8.3			PARTICIPATION-CONTRACTOR	(30,333.28)	0.5		
(18,918.68)	**5.2**	**(43,636.84)**	**19.0**	**NET EXCESS OR (DEFICIT)**	**139,066.07**	**2.2**	**287,174.00**	**4.8**
				STATISTICS				
1,334.00		527.00		CUSTOMER COUNT	15,522.00		15,390.00	

*** HISTORICAL FINANCIAL DATA IN THE YTD, PRIOR YTD, OR PRIOR PERIOD COLUMNS MAY CONTAIN A COMBINATION OF PERIOD AND MONTHLY RESULTS ***

Truman State University

Transaction Counts

Weekly Transaction Counts

05/01/2023 at 02:44 AM through 05/31/2023 at 02:43 AM

Plan ID Plan Name	Service Periods LUNCH	)NT BRKF	BREAK	EARLY	AFTER	DINNER	LATE	Plan Totals
Unit ID: 9999, All Terminals								
Plan #110 - 21 Meal Plan + $75.00 DD	1,068	0	270	1	354	975	233	2,901
	1,068.00	0.00	268.00	1.00	352.00	975.00	229.00	2,893.00
Plan #111 - 18 Meal + $125.00 DD	1,829	0	400	1	426	1,531	317	4,504
	1,813.00	0.00	400.00	1.00	426.00	1,521.00	313.00	4,474.00
Plan #112 - 15 Meal + $225.00 D	8,590	0	1,546	1	2,200	7,280	1,497	21,114
	8,550.00	0.00	1,530.00	1.00	2,196.00	7,256.00	1,479.00	21,012.00
Plan #113 - 12 Meal + $125.00 D	544	0	119	0	105	431	71	1,270
	542.00	0.00	119.00	0.00	105.00	431.00	63.00	1,260.00
Plan #114 - 150 Board + $275 Dining	454	0	100	0	110	414	82	1,160
	450.00	0.00	100.00	0.00	110.00	410.00	80.00	1,150.00
Plan #120 - Off Campus 21 Meal + $75.00	20	0	2	0	5	19	3	49
	20.00	0.00	2.00	0.00	5.00	19.00	3.00	49.00
Plan #121 - Off Campus18 Meal + $125.0	92	0	17	0	16	60	12	197
	92.00	0.00	17.00	0.00	16.00	60.00	12.00	197.00
Plan #122 - Off Campus15 Meal + $225.0	361	0	66	0	127	330	37	921
	361.00	0.00	66.00	0.00	127.00	330.00	37.00	921.00
Plan #123 - Off Campus12Meal + $125.0(	463	0	77	0	94	301	30	965
	447.00	0.00	77.00	0.00	94.00	301.00	30.00	949.00
Plan #124 - Off Campus150 Board + $275	157	0	15	0	24	61	2	259
	157.00	0.00	15.00	0.00	24.00	61.00	2.00	259.00
Plan #125 - Off Campus Flex Plan 50 + $5	232	0	32	0	55	94	3	416
	232.00	0.00	32.00	0.00	55.00	94.00	3.00	416.00
Plan #126 - Off Campus Flex Plan 75 + $5	454	0	62	0	86	246	32	880
	452.00	0.00	62.00	0.00	86.00	236.00	32.00	868.00
	14,264	0	2,706	3	3,602	11,742	2,319	34,636
Period Totals:	14,184.00	0.00	2,688.00	3.00	3,596.00	11,694.00	2,283.00	34,448.00

Truman State University

Transaction Counts

Weekly Transaction Counts by halls

05/01/2023 at 01:44 AM through 05/31/2023 at 01:43 AM

Plan ID Plan Name	Service Periods LUNCH	ONT BRKF	BREAK	EARLY	AFTER	DINNER	LATE	Plan Totals
Unit ID: 1, Ryle Hall								
Plan #110 - 21 Meal Plan + $75.00 DD	255	0	116	1	1	257	0	630
	255.00	0.00	116.00	1.00	1.00	257.00	0.00	630.00
Plan #111 - 18 Meal + $125.00 DD	364	0	145	1	0	403	0	913
	364.00	0.00	145.00	1.00	0.00	403.00	0.00	913.00
Plan #112 - 15 Meal + $225.00 D	1,361	0	299	1	2	1,637	0	3,300
	1,361.00	0.00	299.00	1.00	2.00	1,637.00	0.00	3,300.00
Plan #113 - 12 Meal + $125.00 D	69	0	30	0	0	101	0	200
	69.00	0.00	30.00	0.00	0.00	101.00	0.00	200.00
Plan #114 - 150 Board + $275 Dining	82	0	19	0	0	110	0	211
	82.00	0.00	19.00	0.00	0.00	110.00	0.00	211.00
Plan #120 - Off Campus 21 Meal + $75.00	0	0	0	0	0	1	0	1
	0.00	0.00	0.00	0.00	0.00	1.00	0.00	1.00
Plan #121 - Off Campus18 Meal + $125.0	9	0	0	0	0	13	0	22
	9.00	0.00	0.00	0.00	0.00	13.00	0.00	22.00
Plan #122 - Off Campus15 Meal + $225.0	77	0	12	0	0	34	0	123
	77.00	0.00	12.00	0.00	0.00	34.00	0.00	123.00
Plan #123 - Off Campus12Meal + $125.0(	72	0	15	0	0	79	0	166
	72.00	0.00	15.00	0.00	0.00	79.00	0.00	166.00
Plan #124 - Off Campus150 Board + $275	1	0	0	0	0	8	0	9
	1.00	0.00	0.00	0.00	0.00	8.00	0.00	9.00
Plan #125 - Off Campus Flex Plan 50 + $5	25	0	2	0	0	29	0	56
	25.00	0.00	2.00	0.00	0.00	29.00	0.00	56.00
Plan #126 - Off Campus Flex Plan 75 + $5	60	0	12	0	0	54	0	126
	60.00	0.00	12.00	0.00	0.00	54.00	0.00	126.00
	2,375	0	650	3	3	2,726	0	5,757
Period Totals:	2,375.00	0.00	650.00	3.00	3.00	2,726.00	0.00	5,757.00
Unit ID: 10, Missouri Hall								
Plan #110 - 21 Meal Plan + $75.00 DD	165	0	43	0	1	155	0	364
	165.00	0.00	43.00	0.00	1.00	155.00	0.00	364.00
Plan #111 - 18 Meal + $125.00 DD	205	0	44	0	0	203	0	452
	205.00	0.00	44.00	0.00	0.00	203.00	0.00	452.00
Plan #112 - 15 Meal + $225.00 D	1,102	0	184	0	15	1,190	0	2,491
	1,102.00	0.00	184.00	0.00	15.00	1,190.00	0.00	2,491.00
Plan #113 - 12 Meal + $125.00 D	88	0	6	0	1	79	0	174
	88.00	0.00	6.00	0.00	1.00	79.00	0.00	174.00
Plan #114 - 150 Board + $275 Dining	41	0	13	0	2	51	0	107
	41.00	0.00	13.00	0.00	2.00	51.00	0.00	107.00
Plan #120 - Off Campus 21 Meal + $75.00	4	0	0	0	0	5	0	9
	4.00	0.00	0.00	0.00	0.00	5.00	0.00	9.00
Plan #121 - Off Campus18 Meal + $125.0	7	0	3	0	0	6	0	16
	7.00	0.00	3.00	0.00	0.00	6.00	0.00	16.00
Plan #122 - Off Campus15 Meal + $225.0	64	0	6	0	0	75	0	145
	64.00	0.00	6.00	0.00	0.00	75.00	0.00	145.00
Plan #123 - Off Campus12Meal + $125.0(	67	0	9	0	1	45	0	122
	67.00	0.00	9.00	0.00	1.00	45.00	0.00	122.00
Plan #124 - Off Campus150 Board + $275	4	0	0	0	0	13	0	17
	4.00	0.00	0.00	0.00	0.00	13.00	0.00	17.00
Plan #125 - Off Campus Flex Plan 50 + $5	33	0	1	0	1	10	0	45
	33.00	0.00	1.00	0.00	1.00	10.00	0.00	45.00
Plan #126 - Off Campus Flex Plan 75 + $5	99	0	3	0	0	21	0	123
	99.00	0.00	3.00	0.00	0.00	21.00	0.00	123.00
	1,879	0	312	0	21	1,853	0	4,065
Period Totals:	1,879.00	0.00	312.00	0.00	21.00	1,853.00	0.00	4,065.00

Truman State University

Transaction Counts

Weekly Transaction Counts by Micros

05/01/2023 at 01:44 AM through 05/31/2023 at 01:43 AM

Plan ID Plan Name	LUNCH	ONT BRKF	BREAK	EARLY	AFTER	DINNER	LATE	Plan Totals
	Service Periods							
Dobson CStore								
Plan #110 - 21 Meal Plan + $75.00 DD	110	0	31	0	60	93	112	406
	110.00	0.00	29.00	0.00	60.00	93.00	108.00	400.00
Plan #111 - 18 Meal + $125.00 DD	215	0	38	0	93	250	193	789
	215.00	0.00	38.00	0.00	93.00	242.00	189.00	777.00
Plan #112 - 15 Meal + $225.00 D	965	0	176	0	516	1,035	709	3,401
	951.00	0.00	168.00	0.00	516.00	1,021.00	691.00	3,347.00
Plan #113 - 12 Meal + $125.00 D	64	0	20	0	34	44	25	187
	64.00	0.00	20.00	0.00	34.00	44.00	25.00	187.00
Plan #114 - 150 Board + $275 Dining	49	0	15	0	25	70	53	212
	47.00	0.00	15.00	0.00	25.00	66.00	51.00	204.00
Plan #120 - Off Campus 21 Meal + $75.00	0	0	0	0	0	4	0	4
	0.00	0.00	0.00	0.00	0.00	4.00	0.00	4.00
Plan #121 - Off Campus18 Meal + $125.0	0	0	0	0	6	8	9	23
	0.00	0.00	0.00	0.00	6.00	8.00	9.00	23.00
Plan #122 - Off Campus15 Meal + $225.0	5	0	0	0	2	19	6	32
	5.00	0.00	0.00	0.00	2.00	19.00	6.00	32.00
Plan #123 - Off Campus12Meal + $125.0(	15	0	0	0	6	17	8	46
	15.00	0.00	0.00	0.00	6.00	17.00	8.00	46.00
Plan #124 - Off Campus150 Board + $275	6	0	0	0	0	9	0	15
	6.00	0.00	0.00	0.00	0.00	9.00	0.00	15.00
Plan #125 - Off Campus Flex Plan 50 + $5	6	0	0	0	5	1	2	14
	6.00	0.00	0.00	0.00	5.00	1.00	2.00	14.00
Plan #126 - Off Campus Flex Plan 75 + $5	7	0	1	0	7	15	6	36
	7.00	0.00	1.00	0.00	7.00	5.00	6.00	26.00
	1,442	0	281	0	754	1,565	1,123	5,165
Period Totals:	1,426.00	0.00	271.00	0.00	754.00	1,529.00	1,095.00	5,075.00
Unit ID: 3, Einsteins								
Plan #110 - 21 Meal Plan + $75.00 DD	99	0	55	0	24	2	0	180
	99.00	0.00	55.00	0.00	24.00	2.00	0.00	180.00
Plan #111 - 18 Meal + $125.00 DD	225	0	97	0	35	6	0	363
	219.00	0.00	97.00	0.00	35.00	6.00	0.00	357.00
Plan #112 - 15 Meal + $225.00 D	1,016	0	499	0	148	33	0	1,696
	1,008.00	0.00	495.00	0.00	148.00	33.00	0.00	1,684.00
Plan #113 - 12 Meal + $125.00 D	51	0	46	0	8	5	0	110
	49.00	0.00	46.00	0.00	8.00	5.00	0.00	108.00
Plan #114 - 150 Board + $275 Dining	44	0	43	0	3	0	0	90
	44.00	0.00	43.00	0.00	3.00	0.00	0.00	90.00
Plan #120 - Off Campus 21 Meal + $75.00	1	0	1	0	1	0	0	3
	1.00	0.00	1.00	0.00	1.00	0.00	0.00	3.00
Plan #121 - Off Campus18 Meal + $125.0	26	0	10	0	2	0	0	38
	26.00	0.00	10.00	0.00	2.00	0.00	0.00	38.00
Plan #122 - Off Campus15 Meal + $225.0	30	0	31	0	9	4	0	74
	30.00	0.00	31.00	0.00	9.00	4.00	0.00	74.00
Plan #123 - Off Campus12Meal + $125.0(	41	0	42	0	2	2	0	87
	41.00	0.00	42.00	0.00	2.00	2.00	0.00	87.00
Plan #124 - Off Campus150 Board + $275	27	0	7	0	0	0	0	34
	27.00	0.00	7.00	0.00	0.00	0.00	0.00	34.00
Plan #125 - Off Campus Flex Plan 50 + $5	25	0	15	0	8	0	0	48
	25.00	0.00	15.00	0.00	8.00	0.00	0.00	48.00
Plan #126 - Off Campus Flex Plan 75 + $5	61	0	30	0	6	7	0	104
	61.00	0.00	30.00	0.00	6.00	7.00	0.00	104.00
	1,646	0	876	0	246	59	0	2,827
Period Totals:	1,630.00	0.00	872.00	0.00	246.00	59.00	0.00	2,807.00
Unit ID: 16, Main Street 04 3700								

Truman State University

Transaction Counts

Weekly Transaction Counts by Micros

05/01/2023 at 01:44 AM through 05/31/2023 at 01:43 AM

Plan ID Plan Name	Service Periods LUNCH	ONT BRKF	BREAK	EARLY	AFTER	DINNER	LATE	Plan Totals
Plan #110 - 21 Meal Plan + $75.00 DD	214 214.00	0 0.00	0 0.00	0 0.00	99 99.00	182 182.00	5 5.00	500 500.00
Plan #111 - 18 Meal + $125.00 DD	349 347.00	0 0.00	0 0.00	0 0.00	119 119.00	284 282.00	6 6.00	758 754.00
Plan #112 - 15 Meal + $225.00 D	1,773 1,773.00	0 0.00	0 0.00	0 0.00	512 510.00	1,258 1,252.00	37 37.00	3,580 3,572.00
Plan #113 - 12 Meal + $125.00 D	88 88.00	0 0.00	0 0.00	0 0.00	5 5.00	59 59.00	5 5.00	157 157.00
Plan #114 - 150 Board + $275 Dining	91 91.00	0 0.00	0 0.00	0 0.00	20 20.00	67 67.00	0 0.00	178 178.00
Plan #120 - Off Campus 21 Meal + $75.00	5 5.00	0 0.00	0 0.00	0 0.00	0 0.00	2 2.00	0 0.00	7 7.00
Plan #121 - Off Campus18 Meal + $125.0	14 14.00	0 0.00	0 0.00	0 0.00	5 5.00	24 24.00	0 0.00	43 43.00
Plan #122 - Off Campus15 Meal + $225.0	82 82.00	0 0.00	0 0.00	0 0.00	34 34.00	101 101.00	2 2.00	219 219.00
Plan #123 - Off Campus12Meal + $125.0(	117 117.00	0 0.00	0 0.00	0 0.00	48 48.00	60 60.00	0 0.00	225 225.00
Plan #124 - Off Campus150 Board + $275	17 17.00	0 0.00	0 0.00	0 0.00	3 3.00	14 14.00	0 0.00	34 34.00
Plan #125 - Off Campus Flex Plan 50 + $5	55 55.00	0 0.00	0 0.00	0 0.00	23 23.00	15 15.00	0 0.00	93 93.00
Plan #126 - Off Campus Flex Plan 75 + $5	101 99.00	0 0.00	0 0.00	0 0.00	32 32.00	61 61.00	2 2.00	196 194.00
	2,906	0	0	0	900	2,127	57	5,990
Period Totals:	2,902.00	0.00	0.00	0.00	898.00	2,119.00	57.00	5,976.00
Unit ID: 17, Main Street 05 3700								
Plan #110 - 21 Meal Plan + $75.00 DD	11 11.00	0 0.00	0 0.00	0 0.00	0 0.00	0 0.00	0 0.00	11 11.00
Plan #111 - 18 Meal + $125.00 DD	14 14.00	0 0.00	0 0.00	0 0.00	0 0.00	0 0.00	0 0.00	14 14.00
Plan #112 - 15 Meal + $225.00 D	66 66.00	0 0.00	0 0.00	0 0.00	0 0.00	0 0.00	0 0.00	66 66.00
Plan #113 - 12 Meal + $125.00 D	3 3.00	0 0.00	0 0.00	0 0.00	0 0.00	0 0.00	0 0.00	3 3.00
Plan #121 - Off Campus18 Meal + $125.0	5 5.00	0 0.00	0 0.00	0 0.00	0 0.00	0 0.00	0 0.00	5 5.00
Plan #122 - Off Campus15 Meal + $225.0	3 3.00	0 0.00	0 0.00	0 0.00	0 0.00	0 0.00	0 0.00	3 3.00
Plan #123 - Off Campus12Meal + $125.0(	8 8.00	0 0.00	0 0.00	0 0.00	0 0.00	0 0.00	0 0.00	8 8.00
Plan #125 - Off Campus Flex Plan 50 + $5	2 2.00	0 0.00	0 0.00	0 0.00	0 0.00	0 0.00	0 0.00	2 2.00
Plan #126 - Off Campus Flex Plan 75 + $5	3 3.00	0 0.00	0 0.00	0 0.00	0 0.00	0 0.00	0 0.00	3 3.00
	115	0	0	0	0	0	0	115
Period Totals:	115.00	0.00	0.00	0.00	0.00	0.00	0.00	115.00
Unit ID: 18, Main Street 06 3700								
Plan #110 - 21 Meal Plan + $75.00 DD	96 96.00	0 0.00	0 0.00	0 0.00	50 50.00	141 141.00	34 34.00	321 321.00
Plan #111 - 18 Meal + $125.00 DD	244 238.00	0 0.00	0 0.00	0 0.00	72 72.00	197 197.00	46 46.00	559 553.00
Plan #112 - 15 Meal + $225.00 D	1,126 1,110.00	0 0.00	0 0.00	0 0.00	374 374.00	1,049 1,047.00	186 186.00	2,735 2,717.00

Truman State University

Transaction Counts

Weekly Transaction Counts by Micros

05/01/2023 at 01:44 AM through 05/31/2023 at 01:43 AM

Plan ID Plan Name	Service Periods LUNCH	ONT BRKF	BREAK	EARLY	AFTER	DINNER	LATE	Plan Totals
Plan #113 - 12 Meal + $125.00 D	70 70.00	0 0.00	0 0.00	0 0.00	24 24.00	55 55.00	17 9.00	166 158.00
Plan #114 - 150 Board + $275 Dining	58 56.00	0 0.00	0 0.00	0 0.00	13 13.00	67 67.00	1 1.00	139 137.00
Plan #120 - Off Campus 21 Meal + $75.00	4 4.00	0 0.00	0 0.00	0 0.00	0 0.00	4 4.00	0 0.00	8 8.00
Plan #121 - Off Campus18 Meal + $125.0	8 8.00	0 0.00	0 0.00	0 0.00	2 2.00	8 8.00	3 3.00	21 21.00
Plan #122 - Off Campus15 Meal + $225.0	40 40.00	0 0.00	0 0.00	0 0.00	28 28.00	49 49.00	7 7.00	124 124.00
Plan #123 - Off Campus12Meal + $125.0(	99 83.00	0 0.00	0 0.00	0 0.00	9 9.00	58 58.00	15 15.00	181 165.00
Plan #124 - Off Campus150 Board + $275	16 16.00	0 0.00	0 0.00	0 0.00	0 0.00	12 12.00	0 0.00	28 28.00
Plan #125 - Off Campus Flex Plan 50 + $5	34 34.00	0 0.00	0 0.00	0 0.00	5 5.00	27 27.00	0 0.00	66 66.00
Plan #126 - Off Campus Flex Plan 75 + $5	82 82.00	0 0.00	0 0.00	0 0.00	14 14.00	57 57.00	14 14.00	167 167.00
	1,877	0	0	0	591	1,724	323	4,515
Period Totals:	1,837.00	0.00	0.00	0.00	591.00	1,722.00	315.00	4,465.00
West Campus CStore								
Plan #110 - 21 Meal Plan + $75.00 DD	60 60.00	0 0.00	21 21.00	0 0.00	70 70.00	96 96.00	53 53.00	300 300.00
Plan #111 - 18 Meal + $125.00 DD	124 124.00	0 0.00	31 31.00	0 0.00	76 76.00	137 137.00	59 59.00	427 427.00
Plan #112 - 15 Meal + $225.00 D	658 658.00	0 0.00	94 94.00	0 0.00	340 340.00	810 810.00	453 453.00	2,355 2,355.00
Plan #113 - 12 Meal + $125.00 D	80 80.00	0 0.00	9 9.00	0 0.00	23 23.00	82 82.00	23 23.00	217 217.00
Plan #114 - 150 Board + $275 Dining	65 65.00	0 0.00	2 2.00	0 0.00	32 32.00	22 22.00	13 13.00	134 134.00
Plan #120 - Off Campus 21 Meal + $75.00	0 0.00	0 0.00	0 0.00	0 0.00	0 0.00	3 3.00	2 2.00	5 5.00
Plan #121 - Off Campus18 Meal + $125.0	11 11.00	0 0.00	1 1.00	0 0.00	0 0.00	0 0.00	0 0.00	12 12.00
Plan #122 - Off Campus15 Meal + $225.0	21 21.00	0 0.00	6 6.00	0 0.00	41 41.00	34 34.00	18 18.00	120 120.00
Plan #123 - Off Campus12Meal + $125.0(	12 12.00	0 0.00	4 4.00	0 0.00	23 23.00	25 25.00	2 2.00	66 66.00
Plan #124 - Off Campus150 Board + $275	75 75.00	0 0.00	0 0.00	0 0.00	13 13.00	0 0.00	0 0.00	88 88.00
Plan #125 - Off Campus Flex Plan 50 + $5	29 29.00	0 0.00	1 1.00	0 0.00	7 7.00	9 9.00	0 0.00	46 46.00
Plan #126 - Off Campus Flex Plan 75 + $5	8 8.00	0 0.00	0 0.00	0 0.00	11 11.00	20 20.00	5 5.00	44 44.00
	1,143	0	169	0	636	1,238	628	3,814
Period Totals:	1,143.00	0.00	169.00	0.00	636.00	1,238.00	628.00	3,814.00
Unit ID: 23, Starbucks								
Plan #110 - 21 Meal Plan + $75.00 DD	58 58.00	0 0.00	4 4.00	0 0.00	49 47.00	49 49.00	29 29.00	189 187.00
Plan #111 - 18 Meal + $125.00 DD	89 87.00	0 0.00	45 45.00	0 0.00	31 31.00	51 51.00	13 13.00	229 227.00
Plan #112 - 15 Meal + $225.00 D	523 521.00	0 0.00	294 290.00	0 0.00	293 291.00	268 266.00	112 112.00	1,490 1,480.00

Truman State University

Transaction Counts

Weekly Transaction Counts by Micros

05/01/2023 at 01:44 AM through 05/31/2023 at 01:43 AM

Plan ID Plan Name	Service Periods LUNCH	NT BRKF	BREAK	EARLY	AFTER	DINNER	LATE	Plan Totals
Plan #113 - 12 Meal + $125.00 D	31 31.00	0 0.00	8 8.00	0 0.00	10 10.00	6 6.00	1 1.00	56 56.00
Plan #114 - 150 Board + $275 Dining	24 24.00	0 0.00	8 8.00	0 0.00	15 15.00	27 27.00	15 15.00	89 89.00
Plan #120 - Off Campus 21 Meal + $75.00	6 6.00	0 0.00	1 1.00	0 0.00	4 4.00	0 0.00	1 1.00	12 12.00
Plan #121 - Off Campus18 Meal + $125.0	12 12.00	0 0.00	3 3.00	0 0.00	1 1.00	1 1.00	0 0.00	17 17.00
Plan #122 - Off Campus15 Meal + $225.0	39 39.00	0 0.00	11 11.00	0 0.00	13 13.00	14 14.00	4 4.00	81 81.00
Plan #123 - Off Campus12Meal + $125.0(	32 32.00	0 0.00	7 7.00	0 0.00	5 5.00	15 15.00	5 5.00	64 64.00
Plan #124 - Off Campus150 Board + $275	11 11.00	0 0.00	8 8.00	0 0.00	8 8.00	5 5.00	2 2.00	34 34.00
Plan #125 - Off Campus Flex Plan 50 + $5	23 23.00	0 0.00	13 13.00	0 0.00	6 6.00	3 3.00	1 1.00	46 46.00
Plan #126 - Off Campus Flex Plan 75 + $5	33 33.00	0 0.00	16 16.00	0 0.00	16 16.00	11 11.00	5 5.00	81 81.00
	881	0	418	0	451	450	188	2,388
Period Totals:	877.00	0.00	414.00	0.00	447.00	448.00	188.00	2,374.00

HIERARCHY

OPERATING STATEMENT
TRUMAN STATE
TOTAL SHEET

ISSUE DATE: 07/08/2023 **PAGE:** 1
REPORT MONTH: 06/01/2023 **THRU** 06/30/2023
OPERATING MONTH : JUNE
DAYS THIS MONTH : 30
MONTHS YTD: 01

JUNE AMOUNT	%	THIS PERIOD LAST YEAR AMOUNT	%	DESCRIPTION	THIS YEAR YEAR-TO-DATE AMOUNT	%	LAST YEAR YEAR-TO-DATE AMOUNT	%
				SALES				
154,973.68	75.7	88,898.71	68.0	MANDATORY BOARD	154,973.68	75.7	88,898.71	68.0
697.66	0.3	432.22	0.3	FOOD MISCELLANEOUS	697.66	0.3	432.22	0.3
158.81	0.1	(80.47)	0.1	BANQUET & CATERING	158.81	0.1	(80.47)	0.1
40,731.84	19.9	34,675.91	26.5	BANQUET & CATERING-NON TA	40,731.84	19.9	34,675.91	26.5
(88.37)		(73.00)	0.1	CONTRA SALE MEAL PLAN BON	(88.37)		(73.00)	0.1
3,388.11	1.7	3,216.08	2.5	EINSTEIN BROS BAGELS	3,388.11	1.7	3,216.08	2.5
2,677.52	1.3	1,700.27	1.3	SNACK BAR	2,677.52	1.3	1,700.27	1.3
2,217.21	1.1	1,991.26	1.5	A LA CART CAFE	2,217.21	1.1	1,991.26	1.5
204,756.46	**100.0**	**130,760.98**	**100.0**	**TOTAL SALES**	**204,756.46**	**100.0**	**130,760.98**	**100.0**
(1,175.00)	0.6			MISCELLANEOUS	(1,175.00)	0.6		
203,581.46	**99.4**	**130,760.98**	**100.0**	**TOTAL SALES AND REVENUE**	**203,581.46**	**99.4**	**130,760.98**	**100.0**
				PRODUCT				
7,708.97	3.8	6,413.64	4.9	BAKED GOODS	7,708.97	3.8	6,413.64	4.9
6,248.00	3.1	5,204.22	4.0	BEVERAGE	6,248.00	3.1	5,204.22	4.0
4,911.98	2.4	3,824.62	2.9	MILK & ICE CREAM	4,911.98	2.4	3,824.62	2.9
13,101.61	6.4	15,222.06	11.6	GROCERIES	13,101.61	6.4	15,222.06	11.6
17,756.41	8.7	19,282.27	14.7	MEAT SEAFOOD EGGS CHEESE	17,756.41	8.7	19,282.27	14.7
10,625.03	5.2	12,419.98	9.5	PRODUCE	10,625.03	5.2	12,419.98	9.5
(0.38)		0.30		MERCHANDISE REGULAR	(0.38)		0.30	
(63.92)		50.00		DISCOUNTS	(63.92)		50.00	
60,287.70	**29.4**	**62,417.09**	**47.7**	**TOTAL PRODUCT**	**60,287.70**	**29.4**	**62,417.09**	**47.7**
				LABOR				
86,593.84	42.3	78,231.23	59.8	WAGES	86,593.84	42.3	78,231.23	59.8
30,165.57	14.7	34,020.79	26.0	BENEFITS & PAYROLL TAXES	30,165.57	14.7	34,020.79	26.0
8,955.86	4.4	5,019.42	3.8	WAGE ACCRUALS	8,955.86	4.4	5,019.42	3.8
125,715.27	**61.4**	**117,271.44**	**89.7**	**TOTAL LABOR**	**125,715.27**	**61.4**	**117,271.44**	**89.7**
				CONTROLLABLES				

OPERATING STATEMENT
TRUMAN STATE
TOTAL SHEET

ISSUE DATE: 07/08/2023 **PAGE:** 2
REPORT MONTH: 06/01/2023 **THRU** 06/30/2023
OPERATING MONTH : JUNE
DAYS THIS MONTH : 30
MONTHS YTD: 01

JUNE AMOUNT	%	THIS PERIOD LAST YEAR AMOUNT	%	DESCRIPTION	THIS YEAR YEAR-TO-DATE AMOUNT	%	LAST YEAR YEAR-TO-DATE AMOUNT	%
(591.51)	0.3	2,204.07	1.7	CLEANING SUPPLIES	(591.51)	0.3	2,204.07	1.7
5,425.34	2.6	4,486.78	3.4	PAPER/PLASTIC	5,425.34	2.6	4,486.78	3.4
(201.66)	0.1	296.21	0.2	EQUIPMENT RENTAL	(201.66)	0.1	296.21	0.2
1,015.08	0.5	834.68	0.6	PROMOTIONS	1,015.08	0.5	834.68	0.6
540.33	0.3	12,446.09	9.5	SMALL EQUIPMENT	540.33	0.3	12,446.09	9.5
		389.00	0.3	BUS. DUES AND MEMBERSHIP			389.00	0.3
74.33		403.84	0.3	VEHICLE EXPENSE	74.33		403.84	0.3
516.37	0.3	502.40	0.4	TELEPHONE	516.37	0.3	502.40	0.4
1,898.70	0.9	593.70	0.5	UNIFORMS	1,898.70	0.9	593.70	0.5
1,443.11	0.7	2,349.73	1.8	MAINTENANCE & REPAIR	1,443.11	0.7	2,349.73	1.8
68.58		872.86	0.7	DELIVERY	68.58		872.86	0.7
32.18				FLOWERS	32.18			
18.25				MEAL PLAN BONUS EXPENSE	18.25			
235.00	0.1	65.00		TRAINING	235.00	0.1	65.00	
728.67	0.4	941.44	0.7	PRINTED MATERIALS	728.67	0.4	941.44	0.7
121.19	0.1	154.28	0.1	FREIGHT	121.19	0.1	154.28	0.1
2,284.31	1.1	(183.09)	0.1	MISCELLANEOUS	2,284.31	1.1	(183.09)	0.1
		20.99		PROFESSIONAL FEES			20.99	
194.00	0.1	188.50	0.1	CONSULTING FEES	194.00	0.1	188.50	0.1
260.00	0.1	260.00	0.2	WEB HOSTING SERVICE	260.00	0.1	260.00	0.2
180.00	0.1	720.00	0.6	SIGNAGE	180.00	0.1	720.00	0.6
1,105.92	0.5	1,053.25	0.8	EXTERMINATING	1,105.92	0.5	1,053.25	0.8
299.60	0.1	106.99	0.1	CREDIT CARD DISCOUNT FEES	299.60	0.1	106.99	0.1
1,188.46	0.6			OFFICE SUPPLIES & EXPENSE	1,188.46	0.6		
16,836.25	**8.2**	**28,706.72**	**22.0**	**TOTAL CONTROLLABLES**	**16,836.25**	**8.2**	**28,706.72**	**22.0**
				NON-CONTROLLABLES				
35.43		267.36	0.2	AMORTIZATION-DEPRECIATION	35.43		267.36	0.2
2,976.12	1.5	2,868.27	2.2	INSURANCE	2,976.12	1.5	2,868.27	2.2
264.26	0.1			MISCELLANEOUS EXPENSE	264.26	0.1		
12,362.70	6.0	12,362.70	9.5	COMMISSIONS PAYABLE	12,362.70	6.0	12,362.70	9.5
186.35	0.1	176.88	0.1	EINSTEIN BROS BAGELS ROYA	186.35	0.1	176.88	0.1
471.16	0.2	1,572.74	1.2	TAXES, LICENSE & FEES	471.16	0.2	1,572.74	1.2

HIERARCHY

OPERATING STATEMENT
TRUMAN STATE
TOTAL SHEET

ISSUE DATE: 07/08/2023 **PAGE:** 3
REPORT MONTH: 06/01/2023 **THRU** 06/30/2023
OPERATING MONTH : JUNE
DAYS THIS MONTH : 30
MONTHS YTD: 01

JUNE AMOUNT	%	THIS PERIOD LAST YEAR AMOUNT	%	DESCRIPTION	THIS YEAR YEAR-TO-DATE AMOUNT	%	LAST YEAR YEAR-TO-DATE AMOUNT	%
23.98		907.61	0.7	VEHICLE DEPR. & EXPENSE	23.98		907.61	0.7
7,125.34	3.5	4,576.63	3.5	PRE-SPLIT CONTRIBUTION	7,125.34	3.5	4,576.63	3.5
2,076.26	1.0	2,044.76	1.6	SYSTEMS SUPPORT	2,076.26	1.0	2,044.76	1.6
25,521.60	**12.5**	**24,776.95**	**18.9**	**TOTAL NON-CONTROLLABLES**	**25,521.60**	**12.5**	**24,776.95**	**18.9**
228,360.82	**111.5**	**233,172.20**	**178.3**	**TOTAL OPERATING EXPENSES**	**228,360.82**	**111.5**	**233,172.20**	**178.3**
(24,779.36)	**12.1**	**(102,411.22)**	**78.3**	**EXCESS OR (DEFICIT)**	**(24,779.36)**	**12.1**	**(102,411.22)**	**78.3**
(24,779.36)	12.1	(102,411.22)	78.3	PARTICIPATION-CONTRACTOR	(24,779.36)	12.1	(102,411.22)	78.3
				NET EXCESS OR (DEFICIT)				
				STATISTICS				
605.00		566.00		CUSTOMER COUNT	605.00		566.00	

*** HISTORICAL FINANCIAL DATA IN THE YTD, PRIOR YTD, OR PRIOR PERIOD COLUMNS MAY CONTAIN A COMBINATION OF PERIOD AND MONTHLY RESULTS ***

Truman State University

Transaction Counts

Weekly Transaction Counts

06/01/2023 at 02:44 AM through 06/30/2023 at 02:43 AM

Plan ID	Plan Name	Service Periods LUNCH	)NT BRKF	BREAK	EARLY	AFTER	DINNER	LATE	Plan Totals
No Plan		0 0.00	0 0.00	0 0.00	0 0.00	0 0.00	0 0.00	0 0.00	0 0.00
		0	0	[illegible]	0	0	0	0	0
	Period Totals:	0.00	0.00	0.00	0.00	0.00	0.00	0.00	0.00

OPERATING STATEMENT
TRUMAN STATE
TOTAL SHEET

ISSUE DATE: 08/04/2023 **PAGE:** 1
REPORT MONTH: 07/01/2023 **THRU** 07/31/2023
OPERATING MONTH : JULY
DAYS THIS MONTH : 31
MONTHS YTD: 02

JULY AMOUNT	%	THIS PERIOD LAST YEAR AMOUNT	%	DESCRIPTION	THIS YEAR YEAR-TO-DATE AMOUNT	%	LAST YEAR YEAR-TO-DATE AMOUNT	%
				SALES				
(0.16)				DECLINING BALANCE BOARD	(0.16)			
141,509.45	83.7	161,914.86	88.8	MANDATORY BOARD	296,483.13	79.3	250,813.57	80.1
635.57	0.4	359.47	0.2	FOOD MISCELLANEOUS	1,333.23	0.4	791.69	0.3
1,365.73	0.8	(4.25)		BANQUET & CATERING	1,524.54	0.4	(84.72)	
23,055.06	13.6	17,599.81	9.7	BANQUET & CATERING-NON TA	63,786.90	17.1	52,275.72	16.7
(80.01)		(43.80)		CONTRA SALE MEAL PLAN BON	(168.38)		(116.80)	
				EINSTEIN BROS BAGELS	3,388.11	0.9	3,216.08	1.0
				SNACK BAR	2,677.52	0.7	1,700.27	0.5
2,504.96	1.5	2,465.75	1.4	A LA CART CAFE	4,722.17	1.3	4,457.01	1.4
168,990.60	**100.0**	**182,291.84**	**100.0**	**TOTAL SALES**	**373,747.06**	**100.0**	**313,052.82**	**100.0**
595.70	0.4	(1,261.98)	0.7	MISCELLANEOUS	(579.30)	0.2	(1,261.98)	0.4
169,586.30	**100.4**	**181,029.86**	**99.3**	**TOTAL SALES AND REVENUE**	**373,167.76**	**99.8**	**311,790.84**	**99.6**
				PRODUCT				
5,468.77	3.2	3,521.39	1.9	BAKED GOODS	13,177.74	3.5	9,935.03	3.2
4,098.32	2.4	4,254.21	2.3	BEVERAGE	10,346.32	2.8	9,458.43	3.0
4,089.03	2.4	3,393.29	1.9	MILK & ICE CREAM	9,001.01	2.4	7,217.91	2.3
14,980.84	8.9	13,354.04	7.3	GROCERIES	28,082.45	7.5	28,576.10	9.1
13,344.94	7.9	11,928.91	6.5	MEAT SEAFOOD EGGS CHEESE	31,101.35	8.3	31,211.18	10.0
10,146.04	6.0	7,755.84	4.3	PRODUCE	20,771.07	5.6	20,175.82	6.4
9.99		16.30		SPECIAL FUNCTIONS	9.99		16.30	
535.19	0.3	2,432.43	1.3	MERCHANDISE REGULAR	534.81	0.1	2,432.73	0.8
		(348.58)	0.2	DISCOUNTS	(63.92)		(298.58)	0.1
52,673.12	**31.2**	**46,307.83**	**25.4**	**TOTAL PRODUCT**	**112,960.82**	**30.2**	**108,724.92**	**34.7**
				LABOR				
75,711.81	44.8	73,942.57	40.6	WAGES	162,305.65	43.4	152,173.80	48.6
32,055.87	19.0	31,361.28	17.2	BENEFITS & PAYROLL TAXES	62,221.44	16.6	65,382.07	20.9
5,586.54	3.3	6,230.31	3.4	WAGE ACCRUALS	14,542.40	3.9	11,249.73	3.6
113,354.22	**67.1**	**111,534.16**	**61.2**	**TOTAL LABOR**	**239,069.49**	**64.0**	**228,805.60**	**73.1**

OPERATING STATEMENT
TRUMAN STATE
TOTAL SHEET

ISSUE DATE: 08/04/2023 **PAGE:** 2
REPORT MONTH: 07/01/2023 **THRU** 07/31/2023
OPERATING MONTH : JULY
DAYS THIS MONTH : 31
MONTHS YTD: 02

JULY AMOUNT	%	THIS PERIOD LAST YEAR AMOUNT	%	DESCRIPTION	THIS YEAR YEAR-TO-DATE AMOUNT	%	LAST YEAR YEAR-TO-DATE AMOUNT	%
				CONTROLLABLES				
1,218.05	0.7	966.18	0.5	CLEANING SUPPLIES	626.54	0.2	3,170.25	1.0
2,348.65	1.4	2,826.86	1.6	PAPER/PLASTIC	7,773.99	2.1	7,313.64	2.3
		57.95		KITCHEN FUEL			57.95	
(186.02)	0.1	578.17	0.3	EQUIPMENT RENTAL	(387.68)	0.1	874.38	0.3
898.20	0.5	1,279.22	0.7	PROMOTIONS	1,913.28	0.5	2,113.90	0.7
		17.57		MERCHANDISING / DECOR			17.57	
1,094.51	0.6	575.40	0.3	SMALL EQUIPMENT	1,634.84	0.4	13,021.49	4.2
750.00	0.4	750.00	0.4	BUS. DUES AND MEMBERSHIP	750.00	0.2	1,139.00	0.4
107.22	0.1	136.24	0.1	VEHICLE EXPENSE	181.55		540.08	0.2
516.04	0.3	457.09	0.3	TELEPHONE	1,032.41	0.3	959.49	0.3
16,217.34	9.6	855.71	0.5	UNIFORMS	18,116.04	4.8	1,449.41	0.5
1,370.50	0.8	426.80	0.2	MAINTENANCE & REPAIR	2,813.61	0.8	2,776.53	0.9
219.00	0.1	417.73	0.2	DELIVERY	287.58	0.1	1,290.59	0.4
		170.00	0.1	FLOWERS	32.18		170.00	0.1
		14.60		MEAL PLAN BONUS EXPENSE	18.25		14.60	
70.00		866.00	0.5	TRAINING	305.00	0.1	931.00	0.3
904.25	0.5	678.83	0.4	PRINTED MATERIALS	1,632.92	0.4	1,620.27	0.5
315.24	0.2	325.53	0.2	FREIGHT	436.43	0.1	479.81	0.2
525.87	0.3	634.18	0.3	MISCELLANEOUS	2,810.18	0.8	451.09	0.1
		20.99		PROFESSIONAL FEES			41.98	
194.00	0.1	188.50	0.1	CONSULTING FEES	388.00	0.1	377.00	0.1
372.81	0.2	260.00	0.1	WEB HOSTING SERVICE	632.81	0.2	520.00	0.2
180.00	0.1			SIGNAGE	360.00	0.1	720.00	0.2
1,105.92	0.7	1,053.25	0.6	EXTERMINATING	2,211.84	0.6	2,106.50	0.7
132.52	0.1	78.70		CREDIT CARD DISCOUNT FEES	432.12	0.1	185.69	0.1
128.77	0.1			OFFICE SUPPLIES & EXPENSE	1,317.23	0.4		
28,482.87	**16.9**	**13,635.50**	**7.5**	**TOTAL CONTROLLABLES**	**45,319.12**	**12.1**	**42,342.22**	**13.5**
				NON-CONTROLLABLES				
79.73		276.17	0.2	AMORTIZATION-DEPRECIATION	115.16		543.53	0.2
2,634.30	1.6	2,268.94	1.2	INSURANCE	5,610.42	1.5	5,137.21	1.6

OPERATING STATEMENT
TRUMAN STATE
TOTAL SHEET

ISSUE DATE: 08/04/2023 **PAGE:** 3
REPORT MONTH: 07/01/2023 **THRU** 07/31/2023
OPERATING MONTH : JULY
DAYS THIS MONTH : 31
MONTHS YTD: 02

JULY AMOUNT	%	THIS PERIOD LAST YEAR AMOUNT	%	DESCRIPTION	THIS YEAR YEAR-TO-DATE AMOUNT	%	LAST YEAR YEAR-TO-DATE AMOUNT	%
235.30	0.1	209.96	0.1	MISCELLANEOUS EXPENSE	499.56	0.1	209.96	0.1
12,774.79	7.6	12,774.79	7.0	COMMISSIONS PAYABLE	25,137.49	6.7	25,137.49	8.0
				EINSTEIN BROS BAGELS ROYA	186.35		176.88	0.1
1,505.32	0.9	1,283.29	0.7	TAXES, LICENSE & FEES	1,976.48	0.5	2,856.03	0.9
633.98	0.4	594.52	0.3	GROSS RECEIPTS TAX	633.98	0.2	594.52	0.2
24.77		937.86	0.5	VEHICLE DEPR. & EXPENSE	48.75		1,845.47	0.6
5,935.52	3.5	6,336.04	3.5	PRE-SPLIT CONTRIBUTION	13,060.86	3.5	10,912.67	3.5
1,816.10	1.1	1,955.60	1.1	SYSTEMS SUPPORT	3,892.36	1.0	4,000.36	1.3
25,639.81	**15.2**	**26,637.17**	**14.6**	**TOTAL NON-CONTROLLABLES**	**51,161.41**	**13.7**	**51,414.12**	**16.4**
220,150.02	**130.3**	**198,114.66**	**108.7**	**TOTAL OPERATING EXPENSES**	**448,510.84**	**120.0**	**431,286.86**	**137.8**
(50,563.72)	**29.9**	**(17,084.80)**	**9.4**	**EXCESS OR (DEFICIT)**	**(75,343.08)**	**20.2**	**(119,496.02)**	**38.2**
(50,563.72)	29.9	(17,084.80)	9.4	PARTICIPATION-CONTRACTOR	(75,343.08)	20.2	(119,496.02)	38.2
				NET EXCESS OR (DEFICIT)				
				STATISTICS				
254.00		359.00		CUSTOMER COUNT	859.00		925.00	

*** HISTORICAL FINANCIAL DATA IN THE YTD, PRIOR YTD, OR PRIOR PERIOD COLUMNS MAY CONTAIN A COMBINATION OF PERIOD AND MONTHLY RESULTS ***

Truman State University

Transaction Counts

Weekly Transaction Counts

07/01/2023 at 02:44 AM through 07/31/2023 at 02:43 AM

Plan ID	Plan Name	Service Periods LUNCH	INT BRKF	BREAK	EARLY	AFTER	DINNER	LATE	Plan Totals
No Plan		0 0.00	0 0.00	0 0.00	0 0.00	0 0.00	0 0.00	0 0.00	0 0.00
		0	0	0	0	0	0	0	0
	Period Totals:	0.00	0.00	0.00	0.00	0.00	0.00	0.00	0.00

Aug 2023

OPERATING STATEMENT
TRUMAN STATE
TOTAL SHEET

ISSUE DATE: 09/08/2023 **PAGE:** 1
REPORT MONTH: 08/01/2023 **THRU** 08/31/2023
OPERATING MONTH : AUGUST
DAYS THIS MONTH : 31
MONTHS YTD: 03

AUGUST AMOUNT	%	THIS PERIOD LAST YEAR AMOUNT	%	DESCRIPTION	THIS YEAR YEAR-TO-DATE AMOUNT	%	LAST YEAR YEAR-TO-DATE AMOUNT	%
				SALES				
4.99				FOOD CAFETERIA	4.99			
				DECLINING BALANCE BOARD	(0.16)			
(10,195.13)	2.1	(7,912.26)	1.8	HISSHO SUSHI	(10,195.13)	1.2	(7,912.26)	1.0
1,241.78	0.3	904.11	0.2	HISSHO SUSHI MANDATORY BO	1,241.78	0.1	904.11	0.1
2,149.15	0.4	2,029.20	0.5	DECLINING BALANCE-EINSTEI	2,149.15	0.2	2,029.20	0.3
329,766.41	67.7	306,274.17	68.3	MANDATORY BOARD	626,249.54	72.7	557,087.74	73.2
27,923.11	5.7	27,491.90	6.1	VOLUNTARY BOARD	27,923.11	3.2	27,491.90	3.6
13,796.25	2.8	12,679.55	2.8	CHICK-FIL-A	13,796.25	1.6	12,679.55	1.7
22,735.93	4.7	18,670.23	4.2	CHICK-FIL-A MANDATORY BOA	22,735.93	2.6	18,670.23	2.5
1,924.94	0.4	1,543.17	0.3	FOOD MISCELLANEOUS	3,258.17	0.4	2,334.86	0.3
4,599.08	0.9	43.99		BANQUET & CATERING	6,123.62	0.7	(40.73)	
54,795.09	11.2	55,184.82	12.3	BANQUET & CATERING-NON TA	118,581.99	13.8	107,460.54	14.1
(2,378.35)	0.5	(2,455.50)	0.5	CONTRA SALE MEAL PLAN BON	(2,546.73)	0.3	(2,572.30)	0.3
6,271.53	1.3	5,331.18	1.2	EINSTEIN BROS BAGELS	9,659.64	1.1	8,547.26	1.1
6,326.62	1.3	4,792.22	1.1	EINSTEIN BROS BAGELS MAND	6,326.62	0.7	4,792.22	0.6
135.05				STARBUCKS	135.05			
8,753.85	1.8	7,029.73	1.6	MEIN BOWL	8,753.85	1.0	7,029.73	0.9
5,649.99	1.2	4,213.43	0.9	MEIN BOWL BOARD	5,649.99	0.7	4,213.43	0.6
10,904.60	2.2	16,573.48	3.7	SNACK BAR	13,582.12	1.6	18,273.75	2.4
2,884.34	0.6	1,660.00	0.4	A LA CART CAFE	7,606.51	0.9	6,117.01	0.8
		(5,713.51)	1.3	JAMBA JUICE			(5,713.51)	0.8
487,289.23	**100.0**	**448,339.91**	**100.0**	**TOTAL SALES**	**861,036.29**	**100.0**	**761,392.73**	**100.0**
449.47	0.1	67.00		MISCELLANEOUS	(129.83)		(1,194.98)	0.2
487,738.70	**100.1**	**448,406.91**	**100.0**	**TOTAL SALES AND REVENUE**	**860,906.46**	**100.0**	**760,197.75**	**99.8**
				PRODUCT				
14,360.59	2.9	12,211.75	2.7	BAKED GOODS	27,538.33	3.2	22,146.78	2.9
36,708.72	7.5	34,114.67	7.6	BEVERAGE	47,055.04	5.5	43,573.10	5.7
11,759.32	2.4	10,406.79	2.3	MILK & ICE CREAM	20,760.33	2.4	17,624.70	2.3
59,778.99	12.3	62,240.14	13.9	GROCERIES	87,861.44	10.2	90,816.24	11.9

OPERATING STATEMENT
TRUMAN STATE
TOTAL SHEET

ISSUE DATE: 09/08/2023 **PAGE:** 2
REPORT MONTH: 08/01/2023 **THRU** 08/31/2023
OPERATING MONTH : AUGUST
DAYS THIS MONTH : 31
MONTHS YTD: 03

AUGUST AMOUNT	%	THIS PERIOD LAST YEAR AMOUNT	%	DESCRIPTION	THIS YEAR YEAR-TO-DATE AMOUNT	%	LAST YEAR YEAR-TO-DATE AMOUNT	%
57,239.46	11.7	56,547.75	12.6	MEAT SEAFOOD EGGS CHEESE	88,340.81	10.3	87,758.93	11.5
24,241.77	5.0	23,077.68	5.1	PRODUCE	45,012.84	5.2	43,253.50	5.7
330.01	0.1	31.60		MISC PRODUCT	330.01		31.60	
506.51	0.1			SPECIAL FUNCTIONS	516.50	0.1	16.30	
844.02	0.2	(13.19)		MERCHANDISE REGULAR	1,378.83	0.2	2,419.54	0.3
		3.57		CIGARETTES			3.57	
		0.02		MISCELLANEOUS VENDING			0.02	
22.26		78.84		SUNDRIES	22.26		78.84	
(2,815.55)	0.6	(2,276.73)	0.5	DISCOUNTS	(2,879.47)	0.3	(2,575.31)	0.3
202,976.10	**41.7**	**196,422.89**	**43.8**	**TOTAL PRODUCT**	**315,936.92**	**36.7**	**305,147.81**	**40.1**
				LABOR				
176,269.12	36.2	165,461.83	36.9	WAGES	338,574.77	39.3	317,635.63	41.7
41,637.37	8.5	40,643.23	9.1	BENEFITS & PAYROLL TAXES	103,858.81	12.1	106,025.30	13.9
7,790.07	1.6	6,737.53	1.5	WAGE ACCRUALS	22,332.47	2.6	17,987.26	2.4
225,696.56	**46.3**	**212,842.59**	**47.5**	**TOTAL LABOR**	**464,766.05**	**54.0**	**441,648.19**	**58.0**
				CONTROLLABLES				
3,839.15	0.8	3,824.22	0.9	CLEANING SUPPLIES	4,465.69	0.5	6,994.47	0.9
13,426.47	2.8	12,450.43	2.8	PAPER/PLASTIC	21,200.46	2.5	19,764.07	2.6
199.28		57.95		KITCHEN FUEL	199.28		115.90	
(186.62)		973.76	0.2	EQUIPMENT RENTAL	(574.30)	0.1	1,848.14	0.2
2,391.02	0.5	2,347.76	0.5	PROMOTIONS	4,304.30	0.5	4,461.66	0.6
				MERCHANDISING / DECOR			17.57	
4,237.77	0.9	2,088.58	0.5	SMALL EQUIPMENT	5,872.61	0.7	15,110.07	2.0
				BUS. DUES AND MEMBERSHIP	750.00	0.1	1,139.00	0.1
191.61		359.64	0.1	VEHICLE EXPENSE	373.16		899.72	0.1
369.51	0.1	458.84	0.1	TELEPHONE	1,401.92	0.2	1,418.33	0.2
2,487.34	0.5	3,681.38	0.8	UNIFORMS	20,603.38	2.4	5,130.79	0.7
1,371.10	0.3	1,569.00	0.3	MAINTENANCE & REPAIR	4,184.71	0.5	4,345.53	0.6
243.99	0.1	371.60	0.1	DELIVERY	531.57	0.1	1,662.19	0.2
				FLOWERS	32.18		170.00	
781.10	0.2	292.00	0.1	MEAL PLAN BONUS EXPENSE	799.35	0.1	306.60	

OPERATING STATEMENT
TRUMAN STATE
TOTAL SHEET

ISSUE DATE: 09/08/2023 **PAGE:** 3
REPORT MONTH: 08/01/2023 **THRU** 08/31/2023
OPERATING MONTH : AUGUST
DAYS THIS MONTH : 31
MONTHS YTD: 03

AUGUST AMOUNT	%	THIS PERIOD LAST YEAR AMOUNT	%	DESCRIPTION	THIS YEAR YEAR-TO-DATE AMOUNT	%	LAST YEAR YEAR-TO-DATE AMOUNT	%
(444.80)	0.1	2,041.00	0.5	TRAINING	(139.80)		2,972.00	0.4
1,553.51	0.3	1,426.20	0.3	PRINTED MATERIALS	3,186.43	0.4	3,046.47	0.4
251.02	0.1	(4.57)		FREIGHT	687.45	0.1	475.24	0.1
2,622.02	0.5	5,148.07	1.1	MISCELLANEOUS	5,432.20	0.6	5,599.16	0.7
		20.99		PROFESSIONAL FEES			62.97	
194.00		188.50		CONSULTING FEES	582.00	0.1	565.50	0.1
443.33	0.1	260.00	0.1	WEB HOSTING SERVICE	1,076.14	0.1	780.00	0.1
		923.60	0.2	MARKETING MATERIALS			923.60	0.1
180.00		540.00	0.1	SIGNAGE	540.00	0.1	1,260.00	0.2
1,105.92	0.2	1,053.25	0.2	EXTERMINATING	3,317.76	0.4	3,159.75	0.4
1,308.22	0.3	1,284.58	0.3	CREDIT CARD DISCOUNT FEES	1,740.34	0.2	1,470.27	0.2
128.77				OFFICE SUPPLIES & EXPENSE	1,446.00	0.2		
36,693.71	**7.5**	**41,356.78**	**9.2**	**TOTAL CONTROLLABLES**	**82,012.83**	**9.5**	**83,699.00**	**11.0**
				NON-CONTROLLABLES				
79.72		276.25	0.1	AMORTIZATION-DEPRECIATION	194.88		819.78	0.1
6,816.21	1.4	6,381.09	1.4	INSURANCE	12,426.63	1.4	11,518.30	1.5
106.79		121.27		MISCELLANEOUS EXPENSE	606.35	0.1	331.23	
12,774.79	2.6	12,774.79	2.8	COMMISSIONS PAYABLE	37,912.28	4.4	37,912.28	5.0
811.10	0.2	668.39	0.1	EINSTEIN BROS BAGELS ROYA	997.45	0.1	845.27	0.1
1,548.56	0.3	1,258.43	0.3	TAXES, LICENSE & FEES	3,525.04	0.4	4,114.46	0.5
				GROSS RECEIPTS TAX	633.98	0.1	594.52	0.1
24.78		937.86	0.2	VEHICLE DEPR. & EXPENSE	73.53		2,783.33	0.4
3,653.22	0.7	3,134.98	0.7	CHICK-FIL-A ROYALTIES	3,653.22	0.4	3,134.98	0.4
17,070.86	3.5	15,694.24	3.5	PRE-SPLIT CONTRIBUTION	30,131.72	3.5	26,606.91	3.5
1,800.60	0.4	2,048.26	0.5	SYSTEMS SUPPORT	5,692.96	0.7	6,048.62	0.8
44,686.63	**9.2**	**43,295.56**	**9.7**	**TOTAL NON-CONTROLLABLES**	**95,848.04**	**11.1**	**94,709.68**	**12.4**
510,053.00	**104.7**	**493,917.82**	**110.2**	**TOTAL OPERATING EXPENSES**	**958,563.84**	**111.3**	**925,204.68**	**121.5**
(22,314.30)	**4.6**	**(45,510.91)**	**10.2**	**EXCESS OR (DEFICIT)**	**(97,657.38)**	**11.3**	**(165,006.93)**	**21.7**
(22,314.30)	4.6	(45,510.91)	10.2	PARTICIPATION-CONTRACTOR	(97,657.38)	11.3	(165,006.93)	21.7
				NET EXCESS OR (DEFICIT)				

OPERATING STATEMENT
TRUMAN STATE
TOTAL SHEET

ISSUE DATE: 09/08/2023 **PAGE:** 4
REPORT MONTH:08/01/2023 **THRU** 08/31/2023
OPERATING MONTH : AUGUST
DAYS THIS MONTH : 31
MONTHS YTD: 03

AUGUST AMOUNT	%	THIS PERIOD LAST YEAR AMOUNT	%	DESCRIPTION	THIS YEAR YEAR-TO-DATE AMOUNT	%	LAST YEAR YEAR-TO-DATE AMOUNT	%
				STATISTICS				
1,079.00		1,100.00		CUSTOMER COUNT	1,938.00		2,025.00	

*** HISTORICAL FINANCIAL DATA IN THE YTD, PRIOR YTD, OR PRIOR PERIOD COLUMNS MAY CONTAIN A COMBINATION OF PERIOD AND MONTHLY RESULTS ***

Truman State University

Transaction Counts

Weekly Transaction Counts

08/01/2023 at 02:44 AM through 08/31/2023 at 02:43 AM

Plan ID Plan Name	Service Periods LUNCH	ONT BRKF	BREAK	EARLY	AFTER	DINNER	LATE	Plan Totals
Unit ID: 9999, All Terminals								
Plan #110 - 21 Meal Plan + $75.00 DD	1,587	0	708	0	110	1,716	114	4,235
	1,587.00	0.00	708.00	0.00	110.00	1,700.00	114.00	4,219.00
Plan #111 - 18 Meal + $125.00 DD	2,348	0	724	0	296	2,461	148	5,977
	2,340.00	0.00	724.00	0.00	296.00	2,419.00	148.00	5,927.00
Plan #112 - 15 Meal + $225.00 D	6,198	0	1,266	1	752	6,544	472	15,233
	6,198.00	0.00	1,266.00	1.00	752.00	6,528.00	468.00	15,213.00
Plan #113 - 12 Meal + $125.00 D	443	0	119	0	86	405	41	1,094
	443.00	0.00	119.00	0.00	86.00	405.00	41.00	1,094.00
Plan #114 - 150 Board + $275 Dining	304	0	74	0	48	296	15	737
	304.00	0.00	74.00	0.00	48.00	296.00	15.00	737.00
Plan #120 - Off Campus 21 Meal + $75.00	103	0	39	0	1	83	7	233
	103.00	0.00	39.00	0.00	1.00	83.00	7.00	233.00
Plan #121 - Off Campus18 Meal + $125.0	110	0	24	0	7	131	2	274
	110.00	0.00	24.00	0.00	7.00	131.00	2.00	274.00
Plan #122 - Off Campus15 Meal + $225.0	437	0	85	0	55	387	40	1,004
	437.00	0.00	85.00	0.00	55.00	387.00	40.00	1,004.00
Plan #123 - Off Campus12Meal + $125.0(	508	0	47	0	80	316	15	966
	508.00	0.00	47.00	0.00	80.00	316.00	15.00	966.00
Plan #124 - Off Campus150 Board + $275	109	0	13	0	13	57	0	192
	109.00	0.00	13.00	0.00	13.00	57.00	0.00	192.00
Plan #125 - Off Campus Flex Plan 50 + $5	291	0	32	0	33	120	5	481
	291.00	0.00	32.00	0.00	33.00	120.00	5.00	481.00
Plan #126 - Off Campus Flex Plan 75 + $5	564	0	50	0	58	229	7	908
	564.00	0.00	50.00	0.00	58.00	229.00	7.00	908.00
	13,002	0	3,181	1	1,539	12,745	866	31,334
Period Totals:	12,994.00	0.00	3,181.00	1.00	1,539.00	12,671.00	862.00	31,248.00

Truman State University

Transaction Counts

Weekly Transaction Counts by halls

08/01/2023 at 01:44 AM through 08/31/2023 at 01:43 AM

Plan ID Plan Name	Service Periods LUNCH	ONT BRKF	BREAK	EARLY	AFTER	DINNER	LATE	Plan Totals
Unit ID: 1, Ryle Hall								
Plan #110 - 21 Meal Plan + $75.00 DD	629 629.00	0 0.00	434 434.00	0 0.00	0 0.00	742 742.00	0 0.00	1,805 1,805.00
Plan #111 - 18 Meal + $125.00 DD	928 928.00	0 0.00	379 379.00	0 0.00	0 0.00	1,086 1,086.00	0 0.00	2,393 2,393.00
Plan #112 - 15 Meal + $225.00 D	1,881 1,881.00	0 0.00	563 563.00	1 1.00	3 3.00	2,398 2,398.00	0 0.00	4,846 4,846.00
Plan #113 - 12 Meal + $125.00 D	92 92.00	0 0.00	42 42.00	0 0.00	0 0.00	118 118.00	0 0.00	252 252.00
Plan #114 - 150 Board + $275 Dining	82 82.00	0 0.00	28 28.00	0 0.00	2 2.00	108 108.00	0 0.00	220 220.00
Plan #120 - Off Campus 21 Meal + $75.00	28 28.00	0 0.00	12 12.00	0 0.00	0 0.00	30 30.00	0 0.00	70 70.00
Plan #121 - Off Campus18 Meal + $125.0	19 19.00	0 0.00	6 6.00	0 0.00	0 0.00	22 22.00	0 0.00	47 47.00
Plan #122 - Off Campus15 Meal + $225.0	84 84.00	0 0.00	20 20.00	0 0.00	1 1.00	75 75.00	0 0.00	180 180.00
Plan #123 - Off Campus12Meal + $125.0(	108 108.00	0 0.00	13 13.00	0 0.00	0 0.00	88 88.00	0 0.00	209 209.00
Plan #124 - Off Campus150 Board + $275	15 15.00	0 0.00	2 2.00	0 0.00	0 0.00	10 10.00	0 0.00	27 27.00
Plan #125 - Off Campus Flex Plan 50 + $5	55 55.00	0 0.00	6 6.00	0 0.00	0 0.00	38 38.00	0 0.00	99 99.00
Plan #126 - Off Campus Flex Plan 75 + $5	127 127.00	0 0.00	9 9.00	0 0.00	0 0.00	90 90.00	0 0.00	226 226.00
	4,048	0	1,514	1	6	4,805	0	10,374
Period Totals:	4,048.00	0.00	1,514.00	1.00	6.00	4,805.00	0.00	10,374.00
Unit ID: 10, Missouri Hall								
Plan #110 - 21 Meal Plan + $75.00 DD	427 427.00	0 0.00	197 197.00	0 0.00	4 4.00	336 336.00	0 0.00	964 964.00
Plan #111 - 18 Meal + $125.00 DD	605 605.00	0 0.00	229 229.00	0 0.00	4 4.00	542 542.00	0 0.00	1,380 1,380.00
Plan #112 - 15 Meal + $225.00 D	1,616 1,616.00	0 0.00	347 347.00	0 0.00	1 1.00	1,616 1,616.00	0 0.00	3,580 3,580.00
Plan #113 - 12 Meal + $125.00 D	102 102.00	0 0.00	13 13.00	0 0.00	0 0.00	104 104.00	0 0.00	219 219.00
Plan #114 - 150 Board + $275 Dining	84 84.00	0 0.00	5 5.00	0 0.00	0 0.00	79 79.00	0 0.00	168 168.00
Plan #120 - Off Campus 21 Meal + $75.00	40 40.00	0 0.00	26 26.00	0 0.00	0 0.00	6 6.00	0 0.00	72 72.00
Plan #121 - Off Campus18 Meal + $125.0	42 42.00	0 0.00	5 5.00	0 0.00	0 0.00	35 35.00	0 0.00	82 82.00
Plan #122 - Off Campus15 Meal + $225.0	76 76.00	0 0.00	13 13.00	0 0.00	2 2.00	95 95.00	0 0.00	186 186.00
Plan #123 - Off Campus12Meal + $125.0(	69 69.00	0 0.00	7 7.00	0 0.00	0 0.00	75 75.00	0 0.00	151 151.00
Plan #124 - Off Campus150 Board + $275	20 20.00	0 0.00	2 2.00	0 0.00	0 0.00	33 33.00	0 0.00	55 55.00
Plan #125 - Off Campus Flex Plan 50 + $5	50 50.00	0 0.00	0 0.00	0 0.00	0 0.00	21 21.00	0 0.00	71 71.00
Plan #126 - Off Campus Flex Plan 75 + $5	111 111.00	0 0.00	2 2.00	0 0.00	0 0.00	53 53.00	0 0.00	166 166.00
	3,242	0	846	0	11	2,995	0	7,094
Period Totals:	3,242.00	0.00	846.00	0.00	11.00	2,995.00	0.00	7,094.00

Truman State University

Transaction Counts

Weekly Transaction Counts by Micros

08/01/2023 at 01:44 AM through 08/31/2023 at 01:43 AM

Plan ID Plan Name	Service Periods LUNCH	ONT BRKF	BREAK	EARLY	AFTER	DINNER	LATE	Plan Totals
Dobson C-Store								
Plan #110 - 21 Meal Plan + $75.00 DD	62 62.00	0 0.00	10 10.00	0 0.00	16 16.00	173 157.00	30 30.00	291 275.00
Plan #111 - 18 Meal + $125.00 DD	111 105.00	0 0.00	11 11.00	0 0.00	83 83.00	252 212.00	91 91.00	548 502.00
Plan #112 - 15 Meal + $225.00 D	304 304.00	0 0.00	48 48.00	0 0.00	154 154.00	674 658.00	251 247.00	1,431 1,411.00
Plan #113 - 12 Meal + $125.00 D	43 43.00	0 0.00	3 3.00	0 0.00	5 5.00	42 42.00	20 20.00	113 113.00
Plan #114 - 150 Board + $275 Dining	5 5.00	0 0.00	0 0.00	0 0.00	9 9.00	17 17.00	5 5.00	36 36.00
Plan #120 - Off Campus 21 Meal + $75.00	0 0.00	0 0.00	0 0.00	0 0.00	0 0.00	14 14.00	7 7.00	21 21.00
Plan #121 - Off Campus18 Meal + $125.0	0 0.00	0 0.00	0 0.00	0 0.00	0 0.00	11 11.00	1 1.00	12 12.00
Plan #122 - Off Campus15 Meal + $225.0	15 15.00	0 0.00	6 6.00	0 0.00	4 4.00	20 20.00	20 20.00	65 65.00
Plan #123 - Off Campus12Meal + $125.0(	12 12.00	0 0.00	0 0.00	0 0.00	2 2.00	16 16.00	2 2.00	32 32.00
Plan #124 - Off Campus150 Board + $275	0 0.00	0 0.00	0 0.00	0 0.00	1 1.00	1 1.00	0 0.00	2 2.00
Plan #125 - Off Campus Flex Plan 50 + $5	9 9.00	0 0.00	1 1.00	0 0.00	6 6.00	0 0.00	3 3.00	19 19.00
Plan #126 - Off Campus Flex Plan 75 + $5	7 7.00	0 0.00	0 0.00	0 0.00	3 3.00	4 4.00	2 2.00	16 16.00
	568	0	79	0	283	1,224	432	2,586
Period Totals:	562.00	0.00	79.00	0.00	283.00	1,152.00	428.00	2,504.00
Unit ID: 3, Einsteins								
Plan #110 - 21 Meal Plan + $75.00 DD	43 43.00	0 0.00	35 35.00	0 0.00	8 8.00	0 0.00	0 0.00	86 86.00
Plan #111 - 18 Meal + $125.00 DD	105 103.00	0 0.00	28 28.00	0 0.00	9 9.00	0 0.00	0 0.00	142 140.00
Plan #112 - 15 Meal + $225.00 D	482 482.00	0 0.00	161 161.00	0 0.00	30 30.00	0 0.00	0 0.00	673 673.00
Plan #113 - 12 Meal + $125.00 D	44 44.00	0 0.00	30 30.00	0 0.00	4 4.00	0 0.00	0 0.00	78 78.00
Plan #114 - 150 Board + $275 Dining	15 15.00	0 0.00	22 22.00	0 0.00	0 0.00	0 0.00	0 0.00	37 37.00
Plan #120 - Off Campus 21 Meal + $75.00	13 13.00	0 0.00	0 0.00	0 0.00	0 0.00	0 0.00	0 0.00	13 13.00
Plan #121 - Off Campus18 Meal + $125.0	15 15.00	0 0.00	12 12.00	0 0.00	0 0.00	0 0.00	0 0.00	27 27.00
Plan #122 - Off Campus15 Meal + $225.0	33 33.00	0 0.00	31 31.00	0 0.00	0 0.00	0 0.00	0 0.00	64 64.00
Plan #123 - Off Campus12Meal + $125.0(	60 60.00	0 0.00	15 15.00	0 0.00	8 8.00	0 0.00	0 0.00	83 83.00
Plan #124 - Off Campus150 Board + $275	6 6.00	0 0.00	5 5.00	0 0.00	0 0.00	0 0.00	0 0.00	11 11.00
Plan #125 - Off Campus Flex Plan 50 + $5	44 44.00	0 0.00	14 14.00	0 0.00	2 2.00	0 0.00	0 0.00	60 60.00
Plan #126 - Off Campus Flex Plan 75 + $5	55 55.00	0 0.00	22 22.00	0 0.00	8 8.00	0 0.00	0 0.00	85 85.00
	915	0	375	0	69	0	0	1,359
Period Totals:	913.00	0.00	375.00	0.00	69.00	0.00	0.00	1,357.00

Unit ID: 16, Main Street 04 3700

Truman State University

Transaction Counts

Weekly Transaction Counts by Micros

08/01/2023 at 01:44 AM through 08/31/2023 at 01:43 AM

Plan ID Plan Name	Service Periods LUNCH	INT BRKF	BREAK	EARLY	AFTER	DINNER	LATE	Plan Totals
Plan #110 - 21 Meal Plan + $75.00 DD	220 220.00	0 0.00	0 0.00	0 0.00	51 51.00	256 256.00	12 12.00	539 539.00
Plan #111 - 18 Meal + $125.00 DD	291 291.00	0 0.00	0 0.00	0 0.00	99 99.00	286 286.00	2 2.00	678 678.00
Plan #112 - 15 Meal + $225.00 D	913 913.00	0 0.00	0 0.00	0 0.00	229 229.00	805 805.00	3 3.00	1,950 1,950.00
Plan #113 - 12 Meal + $125.00 D	82 82.00	0 0.00	0 0.00	0 0.00	26 26.00	47 47.00	0 0.00	155 155.00
Plan #114 - 150 Board + $275 Dining	52 52.00	0 0.00	0 0.00	0 0.00	13 13.00	22 22.00	0 0.00	87 87.00
Plan #120 - Off Campus 21 Meal + $75.00	11 11.00	0 0.00	0 0.00	0 0.00	1 1.00	17 17.00	0 0.00	29 29.00
Plan #121 - Off Campus18 Meal + $125.0	14 14.00	0 0.00	0 0.00	0 0.00	4 4.00	41 41.00	0 0.00	59 59.00
Plan #122 - Off Campus15 Meal + $225.0	131 131.00	0 0.00	0 0.00	0 0.00	22 22.00	87 87.00	0 0.00	240 240.00
Plan #123 - Off Campus12Meal + $125.0(	149 149.00	0 0.00	0 0.00	0 0.00	34 34.00	92 92.00	0 0.00	275 275.00
Plan #124 - Off Campus150 Board + $275	35 35.00	0 0.00	0 0.00	0 0.00	5 5.00	9 9.00	0 0.00	49 49.00
Plan #125 - Off Campus Flex Plan 50 + $5	67 67.00	0 0.00	0 0.00	0 0.00	18 18.00	40 40.00	0 0.00	125 125.00
Plan #126 - Off Campus Flex Plan 75 + $5	129 129.00	0 0.00	0 0.00	0 0.00	24 24.00	44 44.00	0 0.00	197 197.00
Period Totals:	2,094 2,094.00	0 0.00	0 0.00	0 0.00	526 526.00	1,746 1,746.00	17 17.00	4,383 4,383.00

Unit ID: 17, Main Street 05 3700

Plan #110 - 21 Meal Plan + $75.00 DD	4 4.00	0 0.00	0 0.00	0 0.00	0 0.00	2 2.00	0 0.00	6 6.00
Plan #111 - 18 Meal + $125.00 DD	19 19.00	0 0.00	0 0.00	0 0.00	0 0.00	1 1.00	0 0.00	20 20.00
Plan #112 - 15 Meal + $225.00 D	74 74.00	0 0.00	0 0.00	0 0.00	0 0.00	9 9.00	0 0.00	83 83.00
Plan #113 - 12 Meal + $125.00 D	5 5.00	0 0.00	0 0.00	0 0.00	0 0.00	0 0.00	0 0.00	5 5.00
Plan #114 - 150 Board + $275 Dining	6 6.00	0 0.00	0 0.00	0 0.00	0 0.00	5 5.00	0 0.00	11 11.00
Plan #122 - Off Campus15 Meal + $225.0	14 14.00	0 0.00	0 0.00	0 0.00	0 0.00	0 0.00	0 0.00	14 14.00
Plan #123 - Off Campus12Meal + $125.0(	8 8.00	0 0.00	0 0.00	0 0.00	0 0.00	0 0.00	0 0.00	8 8.00
Plan #124 - Off Campus150 Board + $275	2 2.00	0 0.00	0 0.00	0 0.00	0 0.00	0 0.00	0 0.00	2 2.00
Plan #125 - Off Campus Flex Plan 50 + $5	8 8.00	0 0.00	0 0.00	0 0.00	0 0.00	0 0.00	0 0.00	8 8.00
Plan #126 - Off Campus Flex Plan 75 + $5	14 14.00	0 0.00	0 0.00	0 0.00	0 0.00	0 0.00	0 0.00	14 14.00
Period Totals:	154 154.00	0 0.00	0 0.00	0 0.00	0 0.00	17 17.00	0 0.00	171 171.00

Unit ID: 18, Main Street 06 3700

Plan #110 - 21 Meal Plan + $75.00 DD	96 96.00	0 0.00	0 0.00	0 0.00	8 8.00	108 108.00	0 0.00	212 212.00
Plan #111 - 18 Meal + $125.00 DD	149 149.00	0 0.00	0 0.00	0 0.00	17 17.00	167 167.00	0 0.00	335 333.00

Truman State University

Transaction Counts

Weekly Transaction Counts by Micros

08/01/2023 at 01:44 AM through 08/31/2023 at 01:43 AM

Plan ID Plan Name	Service Periods LUNCH	INT BRKF	BREAK	EARLY	AFTER	DINNER	LATE	Plan Totals
Plan #112 - 15 Meal + $225.00 D	480	0	0	0	61	506	3	1,050
	480.00	0.00	0.00	0.00	61.00	506.00	3.00	1,050.00
Plan #113 - 12 Meal + $125.00 D	36	0	0	0	21	42	0	99
	36.00	0.00	0.00	0.00	21.00	42.00	0.00	99.00
Plan #114 - 150 Board + $275 Dining	29	0	0	0	8	37	0	74
	29.00	0.00	0.00	0.00	8.00	37.00	0.00	74.00
Plan #120 - Off Campus 21 Meal + $75.00	11	0	0	0	0	7	0	18
	11.00	0.00	0.00	0.00	0.00	7.00	0.00	18.00
Plan #121 - Off Campus18 Meal + $125.0	19	0	0	0	2	14	0	35
	19.00	0.00	0.00	0.00	2.00	14.00	0.00	35.00
Plan #122 - Off Campus15 Meal + $225.0	58	0	0	0	8	39	0	105
	58.00	0.00	0.00	0.00	8.00	39.00	0.00	105.00
Plan #123 - Off Campus12Meal + $125.0(	82	0	0	0	14	32	0	128
	82.00	0.00	0.00	0.00	14.00	32.00	0.00	128.00
Plan #124 - Off Campus150 Board + $275	6	0	0	0	0	2	0	8
	6.00	0.00	0.00	0.00	0.00	2.00	0.00	8.00
Plan #125 - Off Campus Flex Plan 50 + $5	38	0	0	0	2	14	0	54
	38.00	0.00	0.00	0.00	2.00	14.00	0.00	54.00
Plan #126 - Off Campus Flex Plan 75 + $5	72	0	0	0	9	29	0	110
	72.00	0.00	0.00	0.00	9.00	29.00	0.00	110.00
	1,076	0	0	0	150	999	3	2,228
Period Totals:	1,076.00	0.00	0.00	0.00	150.00	997.00	3.00	2,226.00
West Campus CStore								
Plan #110 - 21 Meal Plan + $75.00 DD	76	0	7	0	6	73	69	231
	76.00	0.00	7.00	0.00	6.00	73.00	69.00	231.00
Plan #111 - 18 Meal + $125.00 DD	71	0	27	0	40	87	47	272
	71.00	0.00	27.00	0.00	40.00	87.00	47.00	272.00
Plan #112 - 15 Meal + $225.00 D	215	0	54	0	144	442	193	1,048
	215.00	0.00	54.00	0.00	144.00	442.00	193.00	1,048.00
Plan #113 - 12 Meal + $125.00 D	26	0	7	0	25	44	19	121
	26.00	0.00	7.00	0.00	25.00	44.00	19.00	121.00
Plan #114 - 150 Board + $275 Dining	13	0	8	0	12	19	10	62
	13.00	0.00	8.00	0.00	12.00	19.00	10.00	62.00
Plan #120 - Off Campus 21 Meal + $75.00	0	0	0	0	0	9	0	9
	0.00	0.00	0.00	0.00	0.00	9.00	0.00	9.00
Plan #121 - Off Campus18 Meal + $125.0	0	0	0	0	0	7	1	8
	0.00	0.00	0.00	0.00	0.00	7.00	1.00	8.00
Plan #122 - Off Campus15 Meal + $225.0	8	0	0	0	7	58	14	87
	8.00	0.00	0.00	0.00	7.00	58.00	14.00	87.00
Plan #123 - Off Campus12Meal + $125.0(	5	0	4	0	5	9	9	32
	5.00	0.00	4.00	0.00	5.00	9.00	9.00	32.00
Plan #124 - Off Campus150 Board + $275	1	0	1	0	0	1	0	3
	1.00	0.00	1.00	0.00	0.00	1.00	0.00	3.00
Plan #126 - Off Campus Flex Plan 75 + $5	2	0	0	0	0	0	3	5
	2.00	0.00	0.00	0.00	0.00	0.00	3.00	5.00
	417	0	108	0	239	749	365	1,878
Period Totals:	417.00	0.00	108.00	0.00	239.00	749.00	365.00	1,878.00
Unit ID: 23, Starbucks								
Plan #110 - 21 Meal Plan + $75.00 DD	30	0	25	0	17	26	3	101
	30.00	0.00	25.00	0.00	17.00	26.00	3.00	101.00
Plan #111 - 18 Meal + $125.00 DD	69	0	50	0	44	38	8	209
	69.00	0.00	50.00	0.00	44.00	38.00	8.00	209.00
Plan #112 - 15 Meal + $225.00 D	233	0	93	0	130	94	22	572
	233.00	0.00	93.00	0.00	130.00	94.00	22.00	572.00

Truman State University

Transaction Counts

Weekly Transaction Counts by Micros

08/01/2023 at 01:44 AM through 08/31/2023 at 01:43 AM

Plan ID Plan Name	Service Periods LUNCH	ONT BRKF	BREAK	EARLY	AFTER	DINNER	LATE	Plan Totals
Plan #113 - 12 Meal + $125.00 D	13 13.00	0 0.00	24 24.00	0 0.00	5 5.00	8 8.00	2 2.00	52 52.00
Plan #114 - 150 Board + $275 Dining	18 18.00	0 0.00	11 11.00	0 0.00	4 4.00	9 9.00	0 0.00	42 42.00
Plan #120 - Off Campus 21 Meal + $75.00	0 0.00	0 0.00	1 1.00	0 0.00	0 0.00	0 0.00	0 0.00	1 1.00
Plan #121 - Off Campus18 Meal + $125.0	1 1.00	0 0.00	1 1.00	0 0.00	1 1.00	1 1.00	0 0.00	4 4.00
Plan #122 - Off Campus15 Meal + $225.0	18 18.00	0 0.00	15 15.00	0 0.00	11 11.00	13 13.00	6 6.00	63 63.00
Plan #123 - Off Campus12Meal + $125.0(	15 15.00	0 0.00	8 8.00	0 0.00	17 17.00	4 4.00	4 4.00	48 48.00
Plan #124 - Off Campus150 Board + $275	24 24.00	0 0.00	3 3.00	0 0.00	7 7.00	1 1.00	0 0.00	35 35.00
Plan #125 - Off Campus Flex Plan 50 + $5	20 20.00	0 0.00	11 11.00	0 0.00	5 5.00	7 7.00	2 2.00	45 45.00
Plan #126 - Off Campus Flex Plan 75 + $5	47 47.00	0 0.00	17 17.00	0 0.00	14 14.00	9 9.00	2 2.00	89 89.00
	488	0	259	0	255	210	49	1,261
Period Totals:	488.00	0.00	259.00	0.00	255.00	210.00	49.00	1,261.00