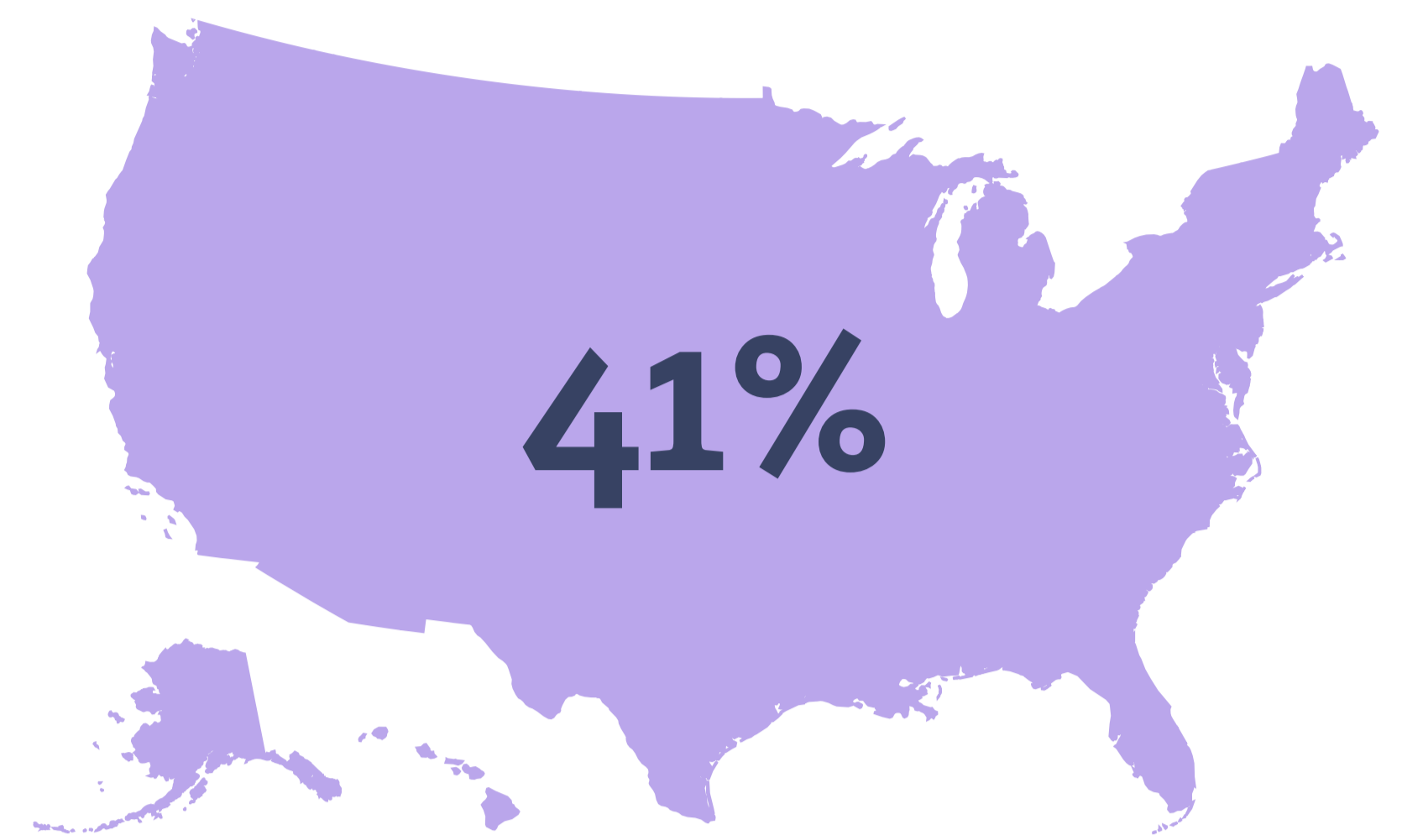


TRUMAN STATE PRE-MED DATA

Data collected from 2012-2018 application cycles

54%
acceptance
rate to DO &
MD schools



T Truman had 308 students apply to DO &/or MD schools in the 2012-2018 application cycles. 166 of those students were accepted.

US There were 270,874 applicants to DO & MD schools in 2012-2016. 110,607 applicants were accepted.


Truman VS National

Accepted (DO)

MCAT: 504
Science GPA: 3.63
Total GPA: 3.67

Accepted (MD)

MCAT: 510
Science GPA: 3.83
Total GPA: 3.87



Accepted (DO)

MCAT: 502
Science GPA: 3.41
Total GPA: 3.52

Accepted (MD)

MCAT: 510
Science GPA: 3.63
Total GPA: 3.69

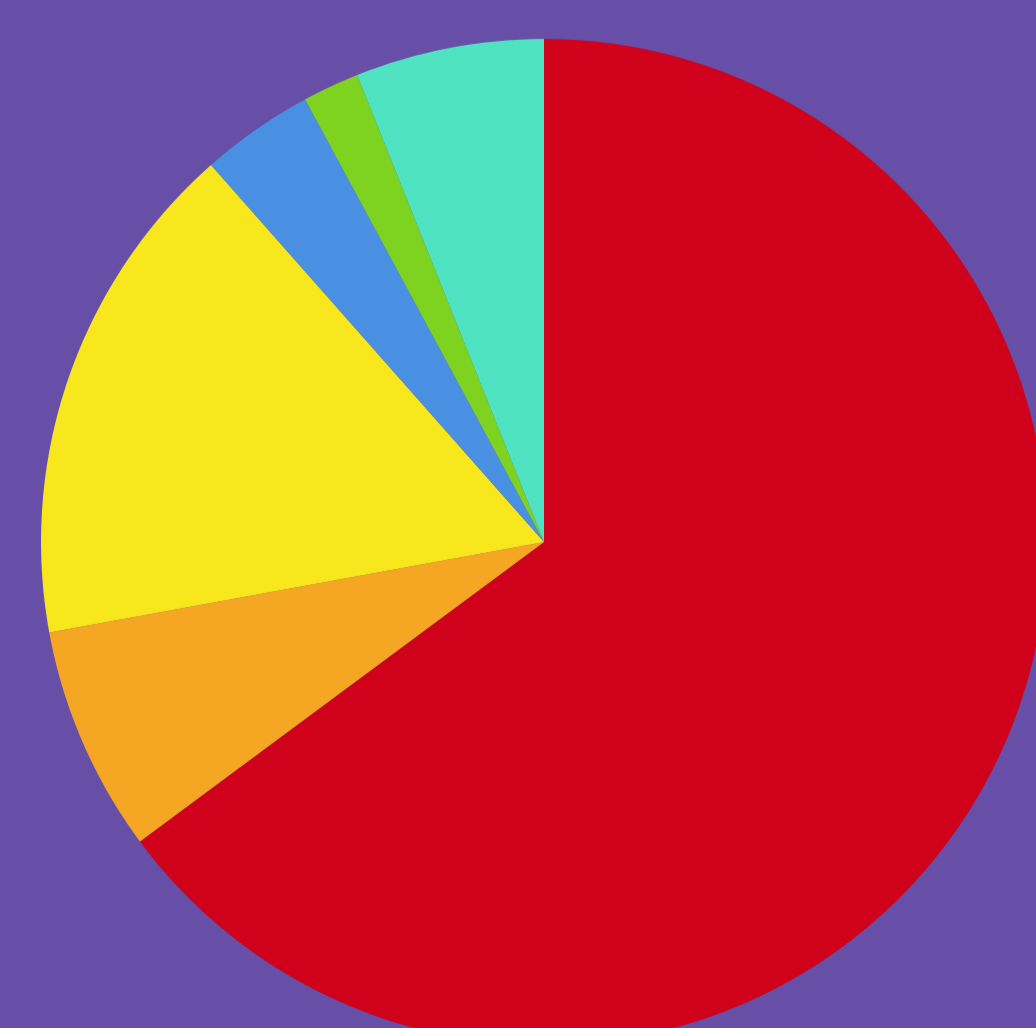
Where were Truman students accepted in 2012-2018?



Truman Pre-Medical Applicants' Majors



Truman Pre-Medical Accepted Students' Majors



■ Biology (61.02%) ■ Chemistry (8.95%) ■ Biology (64.85%) ■ Chemistry (7.27%)
■ Exercise Science (14.70%) ■ Health Science (7.99%) ■ Exercise Science (16.36%) ■ Health Science (3.64%)
■ Psychology (2.56%) ■ Other (4.79%) ■ Psychology (1.82%) ■ Other (6.06%)

Other majors include: Nursing, Agricultural Science, Computer Science, Philosophy & Religion, Business Administration, Economics